



Classroom

A Look at the classroom on page 18 in your dictionary. Circle **T** if the statement is true. Circle **F** if the statement is false.

- | | | |
|---|---|----------|
| 1. There are twelve students in this class. | T | F |
| 2. The clock is over the blackboard. | T | F |
| 3. The homework assignment is on the whiteboard. | T | F |
| 4. The man in the red shirt has a good grade. | T | F |
| 5. Two students are looking at the map. | T | F |
| 6. The teacher is using the overhead projector. | T | F |
| 7. There are several flags on the bulletin board. | T | F |
| 8. One student has a tape recorder on her desk. | T | F |

B Complete the sentences.

1. She listened to a story on the tape recorder.
2. For your _____, please complete pages 18 and 19.
3. A _____ is round. It shows the countries of the world.
4. You write on a whiteboard with a _____.
5. You write on a blackboard with _____.
6. His _____ on the test was 90%.
7. Study hard. We have a big _____ tomorrow.
8. Please put the book on the _____.

C Complete the sentences.

high school college ~~international~~ graduate

1. An international student is a student from another country.
2. A _____ student is often between the ages of 18 and 22 years old. He chooses a major such as business, art, or science.

3. A _____ student is usually between 14 and 18 years old. She usually lives at home with her parents.
4. A _____ student continues to study after college.

D Write the sentence with a similar meaning.

She failed the test.
 She studied for the test.
 She cheated on the test.
 She took a test.
~~She passed the test.~~



1. She got 100% on her test. She passed the test.
2. She got 55% on her test. _____
3. She copied from another student. _____
4. She looked at her notes carefully. _____
5. She had an exam. _____



CD 1
Track 10

E Listen and write the number of each question before the correct answer.

- _____ a. Let's look at a map.
- _____ b. Her name is Ms. Jackson.
- _____ c. I got an A.
- _____ d. It's on the bookcase.
- _____ e. I don't know. There's a clock in the classroom.
- _____ f. Do pages 18 and 19 in your workbook.
- 1 g. It's on the blackboard.

Word Work Small Group

Write the names of ten items in your classroom.

Write a sentence describing the location of each item.

Examples: **The clock is over the door.**

The blackboard is in front of the classroom.

Listen, Read, Write

A Write a sentence that has the same meaning.

discuss	raise	hand out
hand in	copy	look up

1. Give the papers to the students. Hand out the papers.
2. Find the word in the dictionary. _____
3. Write this sentence. _____
4. Put up your hand. _____
5. Talk about your ideas. _____
6. Give me your papers. _____

B Circle the two words that can follow each verb.

- | | | | |
|---------------|------------------|-------------------|--------------|
| 1. hand out: | <u>the books</u> | <u>the papers</u> | the sentence |
| 2. copy: | the word | the group | the sentence |
| 3. write: | the dictionary | your name | your answer |
| 4. spell: | the sentence | the word | your name |
| 5. talk with: | your book | your group | your partner |
| 6. erase: | the board | the word | the pencil |

C Follow the directions.

1. Underline the correct answer.
 $10 + 20 =$ 10 20 30
2. Cross out the wrong answers.
 $5 + 5 + 7 =$ 10 17 27
3. Fill in the blank.
 $15 - 5 =$ ____
4. Circle the correct answer.
 $4 + 15 =$ 11 18 19
5. Darken the correct oval.
 $11 + 12 =$ ☐ 23 ☐ 24 ☐ 25
6. Check the correct answer.
 $12 + 9 =$ ____ 20 ____ 21 ____ 22



CD 1
Track 11

D Listen and write the directions you hear.

1. Open your books to page 21.
2. _____
3. _____
4. _____
5. _____
6. _____
7. _____

E Look at the classroom pictures. On another piece of paper, write about each picture. Describe what the students are doing.



Word Work Partners

How do you like to study a new language? Check the activities that you find helpful. Compare your answers with your partner's.

- ☐ 1. I like to write sentences.
- ☐ 2. I like to copy new words.
- ☐ 3. I like to listen to the new language.
- ☐ 4. I like to talk with a group.
- ☐ 5. I like to read in the new language.
- ☐ 6. I like to look up new words in the dictionary.
- ☐ 7. I like to do exercises, such as fill-in and matching.
- ☐ 8. I like to _____.



School

A Match the student and the location.

- | | |
|---|--------------------|
| <u> d </u> 1. He feels sick. | a. auditorium |
| <u> </u> 2. He is listening to Spanish cassettes. | b. cafeteria |
| <u> </u> 3. He is eating lunch. | c. classroom |
| <u> </u> 4. He is practicing for the graduation ceremony. | d. nurse's office |
| <u> </u> 5. He is changing his schedule. | e. gym |
| <u> </u> 6. He is taking an English class. | f. library |
| <u> </u> 7. He is writing a report. | g. language lab |
| <u> </u> 8. He is playing basketball. | h. guidance office |


B Write the correct person.

1. This person manages a school.
2. This person calls a parent when a child is sick.
3. This person helps students plan their schedules.
4. This person manages a sports team.
5. These students play a sport together.

 a principal


C Complete these school words.

1. permission _____
2. language _____
3. water _____
4. absence _____
5. guidance _____
6. report _____
7. teachers' _____



D Complete the sentences.


1. The principal makes the announcements
on the loudspeaker.
2. A _____ shows a student's classes, with
the days and times.
3. When a child is sick, a parent writes an _____.
4. Students carry their books to school in _____.
5. Students sit on _____ to watch sports in the gym.
6. A parent signs a _____ to allow a child to go on a class trip.
7. Students keep their coats and books in their _____.
8. A _____ gives a student's grades in each subject.
9. Students who live far from school take the _____.
10. Students listen to speakers and watch movies in the _____.



CD 1
Track 12

E Listen to each statement. Where is each student?

1. _____ cafeteria
2. _____
3. _____
4. _____
5. _____
6. _____
7. _____
8. _____
9. _____



Word Work Partners

Write your school schedule. How is your schedule the same as your partner's? How is it different?




Computers

A Write the name of each computer component.




1. a laptop



2. _____



3. _____



4. _____



5. _____



6. _____



7. _____



8. _____

B Write the correct word.

a handheld

a keyboard

a mouse pad

~~a disk~~

an e-mail message

a cable

a mouse

the Internet

a printer

1. You can save a lot of information on it.

a disk

2. You type on it.

3. You can print a report on it.

4. A friend sends it to you.

5. It moves the cursor.

6. Your mouse sits on it.

7. It connects computers around the world.

8. You can carry this computer in your pocket.

9. It connects a printer to a computer.

C Cross out the word that does not belong.

- | | | |
|-----------------|-----------------------|--------------|
| 1. a. CD-ROM | b. toolbar | c. disk |
| 2. a. cable | b. file | c. folder |
| 3. a. laptop | b. desktop | c. an e-mail |
| 4. a. mouse | b. scanner | c. mouse pad |
| 5. a. projector | b. keyboard | c. key |
| 6. a. monitor | b. screen | c. printer |

D Read each instruction. Is it possible or impossible?

	Possible	Impossible
1. Put a monitor into the CD-ROM drive.	_____	_____ ✓
2. Print a scroll bar on the projector.	_____	_____
3. Move the cursor with a mouse.	_____	_____
4. Click on an icon.	_____	_____
5. Scan a picture on the keyboard.	_____	_____
6. Surf the scanner.	_____	_____
7. Delete a mouse pad.	_____	_____
8. Connect to the Internet from your house.	_____	_____



CD 1
Track 13

E Listen and complete the directions.

- | | |
|----------------------|-------------------------|
| 1. Press a _____. | 6. _____ a picture. |
| 2. Send an _____. | 7. Insert a _____. |
| 3. _____ on an icon. | 8. _____ your password. |
| 4. _____ the text. | 9. Surf the _____. |
| 5. Open a _____. | 10. Attach the _____. |

Word Study

Study vocabulary for short periods of time, for example, ten minutes twice a day. The more frequently you see and practice a word, the more likely you are to remember it.