

UNIT 1

What's your name?

Role-play : Talking about personal information

Getting Ready

A Guess and say the girl's answer.



Look & Answer

- What time is it now?
- What do you see on the steps?

- It's 12 o'clock.
- I see a boy, a girl, and a shoe.

B Listen and say. Then practice with your partner. 02

- | | | |
|---------------------------------------|---------------------------------|-----------------------------|
| 1. (first) name / Ella | 2. last name / Smith | 3. nickname / Cinderella |
| 4. (home) address / 7 English Street | 5. email address / ella@bg.com | 6. phone number / 123-0567 |

A: What's your **address**? B: It's **7 English Street**.

★ What's = What is / It's = It is

Speaking Practice

A Look and practice with your partner.



a b c

- What's your (first) name?
- It's Ryan.
- What's your (home) address?
- It's 20 Fine Street.
- What's your email address?
- It's green@ne.com.

What's your _____ ?

It's _____.

1 2 3

- What's her last name?
- It's Brown.
- What's his nickname?
- It's Lion.
- What's her phone number?
- It's 132-4080.

What's his/her _____ ?

It's _____.

Talk it over

- What's your last name?
- What's your partner's last name?

[Sample Answers]

- It's Kim. / My last name is Kim.
- It's Park. / His[Her] last name is Park.

Role-play Presentation

Step 1 Listen to the conversation. 03-04

1. Listen and number.

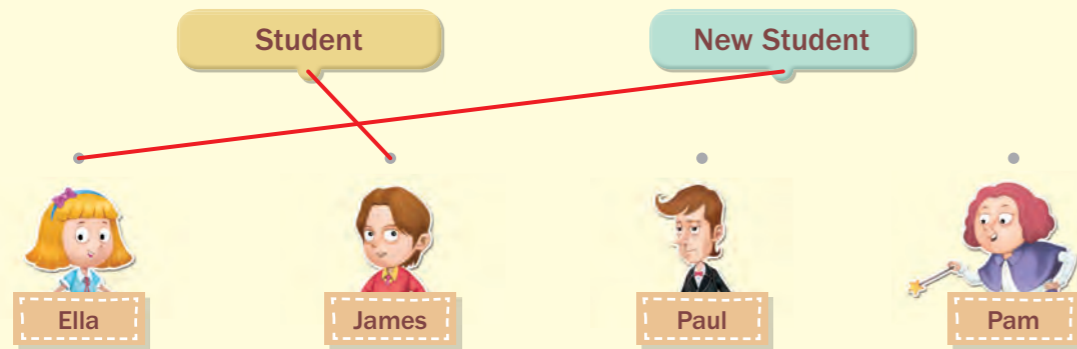


2. Listen again and answer.

- 1) What's Drizella's address? It's **7 English Street**.
- 2) What's Ella's nickname? It's **Cinderella**.

Step 2 Plan your role-play with your partner. 🌟😊

1. Match the roles to your favorite characters. [Sample Answers]



2. Choose something to ask about.

name	last name	nickname	
<input checked="" type="checkbox"/>	<input type="checkbox"/>	<input type="checkbox"/>	

3. Choose something else to ask about.

<input type="checkbox"/>	<input type="checkbox"/>	<input checked="" type="checkbox"/>	
--------------------------	--------------------------	-------------------------------------	--

Step 3 Look and listen to the sample role-play. 05

Characters in the sample

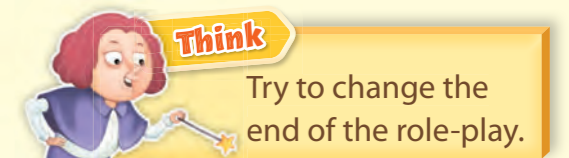
Student New Student

"Student" should also play the "Phone" role at the end.



Step 4 Change the words in red and do your role-play with your partner. Use the finger puppets. 🌟😊

Complete your role-play script on page 65.



What are you good at?

Role-play : Talking about abilities

Getting Ready

A Guess and say the fairy's answer.



B Listen and say. Then practice with your partner. 06

- | | | | |
|-------------|------------|-------------|-----------------|
| 1. English | 2. math | 3. music | 4. art |
| 5. cooking | 6. acting | 7. running | 8. dancing |
| | | | 9. ice skating |

A: What are you good at? B: I'm good at **English**.

★ I'm = I am

Speaking Practice

A Look and practice with your partner.



- a b c d e f

- a. cooking
- b. ice skating
- c. English
- d. art
- e. acting
- f. music



What are you good at?

I'm good at _____.



- 1 running 2 math 3 dancing 4 music

- 1. running - No, I'm not.
- 2. math - No, I'm not.
- 3. dancing - No, I'm not.
- 4. music - Yes, I am.



Are you good at **running**?

Yes, I am. / No, I'm not.



Talk it over

- What are you good at?
- What is your partner good at?

[Sample Answers]

- I'm good at art.
- He[She]'s good at acting.

Role-play Presentation

Step 1 Listen to the conversation. 07-08

1. Listen and number.



2. Listen again and answer.

- 1) What is Pinocchio good at? He's good at **cooking**.
- 2) Is Annie good at cooking? **No**, she **isn't** **[is good at music]**.

Step 2 Plan your role-play with your partner. 🌟😊

1. Match the roles to your favorite characters.



Friend 1	Friend 2
 Pinocchio	 Julia
 Crystal	 Annie

2. Choose a subject.

 <input type="checkbox"/>	 <input type="checkbox"/>	 <input type="checkbox"/>	
 <input type="checkbox"/>	 <input type="checkbox"/>	 <input type="checkbox"/>	

3. Choose two actions.

Step 3 Look and listen to the sample role-play. 09

Characters in the sample
 Friend 1  Friend 2 

Step 4 Change the words in red and do your role-play with your partner. Use the finger puppets. 🌟😊

Complete your role-play script on page 66.

Think
 Try to change the end of the role-play.

She's good at dancing.

Storytelling : Describing pictures



A What do you see in the picture? Circle the correct answers.

- | | |
|---------------------------------------|--------------------------------|
| 1 <u>math</u> / music | 2 art / <u>English</u> |
| 3 acting / <u>dancing</u> | 4 <u>running</u> / ice skating |
| 5 <u>first name</u> / phone number | 6 <u>last name</u> / nickname |
| 7 home address / <u>email address</u> | |

B Practice the conversations above with your partner. 😊👤

C Talk about the picture with your partner. Use the questions below. Add one question of your own. 😊👤

- | | |
|--|--|
| 1. Ⓐ What's Ella's last name? | Ⓐ It's Smith . |
| 2. Ⓐ Does James look happy? | Ⓐ No , he doesn't . |
| 3. Ⓐ What is Julia doing? | Ⓐ She's dancing/talking (with Paul) . |
| 4. Ⓐ Is Annie good at math? | Ⓐ No , she isn't [is good at English] . |
| 5. Ⓐ Who is Pinocchio dancing with? | Ⓐ He's dancing with Ella . |
| [Sample Question] | [Sample Answer] |
| 6. Ⓐ What do you see on the table ? | Ⓐ I see cake, sandwiches, chicken, cookies, and milk. |

Storytelling Presentation

Step 1

A Complete the pictures.

[Sample Answers]



- 1
a. Cinder Street b. Palace Street
c. English Street



(What's his name?)



- 3
a. acting b. dancing c. ice skating



- 4
a. acting **b.** dancing c. ice skating

B Talk about the pictures with your partner. Use the questions below. 😊👥

[Sample Answers]

Picture 1 Where does Ella live?

She lives on **English Street**.

Picture 2 What's his name?

His name is **Pinocchio**.

Picture 3 What is he good at?

He's good at **acting**.

Picture 4 What is she good at?

She's good at **dancing**.

Step 2

A Complete your story about the pictures.

Title [Sample Answers]

The **4 dancing** queen and the **3 acting** king

A pretty girl lives on **1 English Street**. Her name is Ella. One evening, she goes to a party. She meets a boy there. His name is **2 Pinocchio**. He's good at **3 acting**. Ella is good at **4 dancing**. Ella becomes the **4 dancing** queen. **2 Pinocchio** becomes the **3 acting** king. They are happy.



B Present your story to the class. 🗣️👥



After the presentation, listeners can ask the speaker questions about the story.

Are you ready to order?

Role-play : Ordering food

Getting Ready

A Guess and say the girl's answer.



Look & Answer

- Where are the people?
- They are at a restaurant.
- How does the server look?
- He looks angry.

B Listen and say. Then practice with your partner.


- | | | | | |
|-----------------|-----------------|-----------|-----------------|--------------------|
| 1. a hamburger | 2. pasta | 3. steak | 4. fried rice | 5. vegetable soup |
| 6. lemonade | 7. grape juice | 8. tea | 9. orange soda | 10. hot chocolate |

A: Are you ready to order? B: Yes, I'd like a hamburger.

★ I'd = I would

Speaking Practice

A Look and practice with your partner.



- a b c d e

- a. fried rice
- b. steak
- c. vegetable soup
- d. pasta
- e. a hamburger



Are you ready to order?

Yes, I'd like _____.



- 1 2 3 4 5

- 1. grape juice
- 2. orange soda
- 3. hot chocolate
- 4. lemonade
- 5. tea



Would you like a drink?

Yes, I'd like _____.



Talk it over

- Look at the menu above. What would you like to order?
- What would your partner like to order?

[Sample Answers]

- I'd like to order steak.
- He[She]'d like to order hot chocolate.

Role-play Presentation

Step 1 Listen to the conversation. 11-12

1. Listen and number.



2. Listen again and answer.

- 1) Does the customer order a hamburger? **Yes**, he **does**.
- 2) What does the customer want to drink?
He wants **orange soda**.

Step 2 Plan your role-play with your partner.

1. Match the roles to your favorite characters.

Server

Customer



Snow White



Charlie




Mary



Grumpy

2. Choose two foods.








3. Choose two drinks.









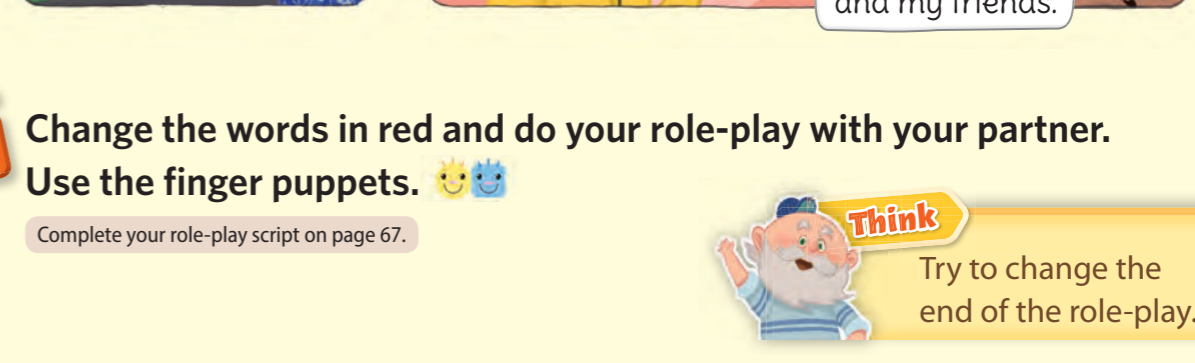
Step 3

Look and listen to the sample role-play.  13

Characters in the sample



Server 

Customer 



Step 4

Change the words in red and do your role-play with your partner.

Use the finger puppets.  

Complete your role-play script on page 67.

Think

Try to change the end of the role-play.

What does your button look like?

Role-play : Describing things

Getting Ready

A Guess and say the genie's answer.



Look & Answer

- What did the genie lose?
- What color is the boy's T-shirt?

- He lost his button.
- It's white.

B Listen and say. Then practice with your partner.

1. round	2. square	3. triangular	4. rectangular
5. red	6. yellow	7. blue	8. white
	9. gray	10. black	

A: What does your **backpack** look like? B: It's **rectangular** and **red**.

Speaking Practice

A Look and practice with your partner.



a b c d

- a. ruler - square
- b. clock - triangular
- c. pencil case - rectangular
- d. backpack - round

What does your **ruler** look like?

It's _____ (shape).

1 yellow 2 white 3 gray 4 black

- 1. yellow - No, it isn't.
- 2. white - Yes, it is.
- 3. gray - No, it isn't.
- 4. black - Yes, it is.

Is it _____ (color)?

Yes, it is. / No, it isn't.

Talk it over

- What does your eraser look like?
- What does your partner's eraser look like?

[Sample Answers]

- It's square and yellow.
- It's triangular and gray.

Role-play Presentation

Step 1 Listen to the conversation. 15-16

1. Listen and number.



2. Listen again and answer.

- 1) What shape is Aladdin's lamp? It's **round**.
- 2) What color is Aladdin's lamp? It's **blue**.

Step 2 Plan your role-play with your partner. 😊👤

1. Match the roles to your favorite characters.

Person

Genie




Aladdin



Tiffany

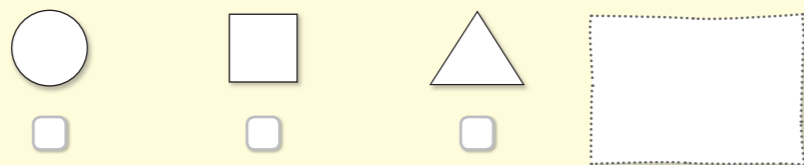


Genie of the Lamp



Genie of the Ring

2. Choose a shape.



3. Choose two colors.




Step 3

Look and listen to the sample role-play. 17

Characters in the sample

Person

Genie



Step 4

Change the words in red and do your role-play with your partner.

Use the finger puppets. 😊👤

Complete your role-play script on page 68.




Think

Try to change the end of the role-play.

He orders grape juice.

Storytelling : Describing pictures



A What do you see in the picture? Circle the correct answers.

- | | |
|------------------------------------|--|
| 1 steak / pasta | 2 hamburger / fried rice |
| 3 vegetable soup / tea | 4 grape juice / orange soda |
| 5 lemonade / hot chocolate | 6 round mirror / rectangular mirror |
| 7 gray watch / yellow watch | 8 triangular backpack / square backpack |

B Practice the conversations above with your partner. 😊👤

C Talk about the picture with your partner. Use the questions below. Add one question of your own. 😊👤

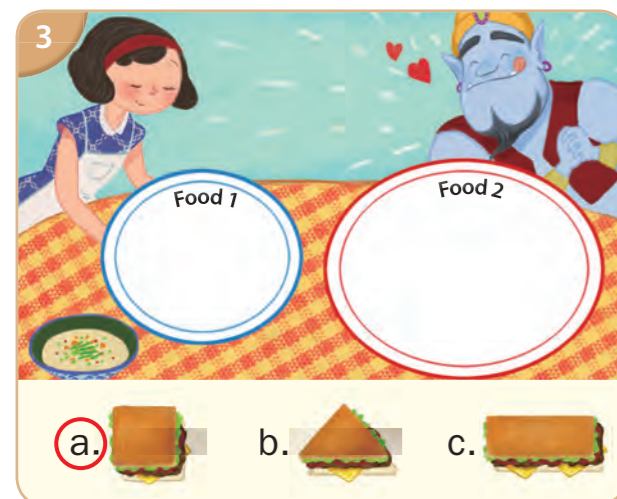
- | | |
|---|---|
| 1. ⓪ What does Snow White do? | A She's a server _____. |
| 2. ⓪ Does Aladdin order a hamburger? | A No _____, he doesn't _____. |
| 3. ⓪ Is the Genie of the Ring a customer? | A Yes _____, she is _____. |
| 4. ⓪ What's wrong with Mary? | A She lost her mirror _____. |
| 5. ⓪ What did the Genie of the Lamp lose? | A He lost his blue backpack. |
| 6. ⓪ Where are they _____ ? | A They are at a restaurant _____. |

Storytelling Presentation

Step 1

A Complete the pictures.

[Sample Answers]



B Talk about the pictures with your partner. Use the questions below. 😊👂

- Picture 1 What does the genie order? He orders a hamburger, steak, and vegetable soup.
- Picture 2 Does he want something to drink? Yes, he wants grape juice and hot chocolate.
- Picture 3 What does the hamburger look like? It's square.
- Picture 4 What does the glass look like? It's round (shape) and yellow (color).

Step 2

A Complete your story about the pictures.

[Sample Answers]

Title The Genie of the Lamp goes to a restaurant.

The Genie of the Lamp goes to a restaurant. He orders a hamburger, ① steak, and vegetable soup. He orders ② grape juice and hot chocolate, too. Snow White serves the food. The hamburger is ③ square. The ④ grape juice is in a pretty glass. It's ⑤ round and yellow. Everything looks delicious. Now, he's ready to eat.

Idea Box

pasta, steak, fried rice / lemonade, grape juice, orange soda / square, triangular, rectangular, round / yellow, red, blue



B Present your story to the class. 😊👂



After the presentation, listeners can ask the speaker questions about the story.

Getting Ready

A Guess and say the girl's answer.



Look & Answer

- What items are in the shop?
- Who is a sales clerk, the wolf or the girl?

- There are necklaces and shoes.
- The wolf is a sales clerk.

B Listen and say. Then practice with your partner.

- | | | | | | |
|----------|----------|-------------|-------|----------|---------|
| 1. | 2. | 3. | 4. | 5. | 6. |
| ring | necklace | hairpin | cap | earrings | mittens |
| 7. | 8. | 9. | 10. | | |
| sneakers | sandals | dress shoes | boots | | |

A: May I help you? B: Yes, please. I want to buy a ring.

Speaking Practice

A Look and practice with your partner.



- a b c d e

- a. mittens
- b. a cap
- c. a ring
- d. sneakers
- e. sandals



May I help you?

Yes, please. I want to buy (a) _____.



- 1 2 3 4 5

- How much is it? - It's \$10.
- How much is it? - It's \$1.
- How much are they? - They're \$12.
- How much are they? - They're \$30.
- How much are they? - They're \$26.

How much is it? / How much are they?

It's \$ _____. / They're \$ _____.



Talk it over

- What kind of accessories are you wearing now?
- What kind of shoes are you wearing now?

[Sample Answers]

- I'm wearing a cap. / I'm not wearing any accessories.
- I'm wearing sneakers.

Role-play Presentation

Step 1 Listen to the conversation. 19-20

1. Listen and number.



2. Listen again and answer.

- 1) What does the huntsman want to buy? He wants to buy **boots**.
- 2) How much are they? They're **\$20**.

Step 2 Plan your role-play with your partner. 😊👦


1. Match the roles to your favorite characters.

Sales Clerk




Customer



2. Choose two things.



3. Choose a price.



Step 3

Look and listen to the sample role-play. 21

Characters in the sample

Sales Clerk

Customer



Step 4

Change the words in red and do your role-play with your partner.

Use the finger puppets. 😊👦

Complete your role-play script on page 69.



Think

Try to change the end of the role-play.

Getting Ready

A Guess and say the old lady's answer.



B Listen and say. Then practice with your partner. 22

- | | | |
|-----------------|---------------------------|------------------------|
| 1. play catch | 2. play cards | 3. have a race |
| 4. make models | 5. have a snowball fight | 6. build a sandcastle |

A: Let's play catch.

B: Okay!*

* I'm sorry, I can't. I'm tired. / That's boring. Let's do something else.

Speaking Practice

A Look and practice with your partner.



- a b c d e

- a. Let's have a race. - Okay!
- b. Let's have a snowball fight. - Okay!
- c. Let's build a sandcastle. - I'm sorry, I can't. I'm tired.
- d. Let's play catch. - Okay!
- e. Let's make models. - I'm sorry, I can't. I'm tired.

Let's _____.

Okay! / I'm sorry, I can't. I'm tired.

- 1 2 3

- 1. Why don't we have a snowball fight? - Okay!
- 2. Why don't we build a sandcastle? - That's boring. Let's do something else.
- 3. Why don't we play cards? - That's boring. Let's do something else.

Why don't we _____?

Okay! / That's boring. Let's do something else.

Talk it over

- Imagine you're bored. What do you want to do with your friends?
- What does your partner want to do with his/her friends?

[Sample Answers]

- I want to make models with my friends.
- He[She] wants to play cards with his[her] friends.

Role-play Presentation

Step 1 Listen to the conversation. 23-24

1. Listen and number.



2. Listen again and answer.

- 1) What did Grandma make? She made **cookies**.
- 2) What will they do next? They'll **play cards**.

Step 2 Plan your role-play with your partner.

1. Match the roles to your favorite characters.

Fast Character

Smart Character



2. Choose an activity.






3. Choose another activity.







Step 3

Look and listen to the sample role-play.  25

Characters in the sample



Fast Character 

Smart Character 



Step 4

Change the words in red and do your role-play with your partner.

Use the finger puppets.  

Complete your role-play script on page 70.

Think

Try to change the end of the role-play.

She wants to build a sandcastle.

Storytelling : Describing pictures



A What do you see in the picture? Circle the correct answers.

- | | |
|-----------------------------------|--|
| 1 ring / necklace | 2 cap / earrings |
| 3 mittens / hairpin | 4 sneakers / sandals |
| 5 have a race / play catch | 6 play cards / build a sandcastle |

B Practice the conversations above with your partner. 😊👤

C Talk about the picture with your partner. Use the questions below. Add one question of your own. 😊👤



- | | |
|--|-------------------------------------|
| 1. Ⓐ What color are the dress shoes? | A They're red . |
| 2. Ⓐ How much is the hairpin? | A It's \$ 1 . |
| 3. Ⓐ What does Kevin want to do? | A He wants to play catch . |
| 4. Ⓐ Does Cara want to build a sandcastle? | A No , she doesn't . |
| 5. Ⓐ What does Gingerbread Boy want to buy? | A He wants to buy sneakers . |
| 6. Ⓐ What kind of shoes is Bill wearing _____ ? | A He's wearing boots . |

Storytelling Presentation

Step 1

A Complete the pictures.

[Sample Answers]



B Talk about the pictures with your partner. Use the questions below. 😊🗣️

Picture 1 What does Ashley want to do?

[Sample Answers]
She wants to **have a snowball fight**.

Picture 2 What does she want to buy?

She wants to buy **mittens**.

Picture 3 How much are they?

They're **\$10**.

Picture 4 What else does she buy?

She buys a **blue** cap.

Step 2

A Complete your story about the pictures.

[Sample Answers]

Title Ready to ① **have a snowball fight**

Ashley is bored. She wants to ① **have a snowball fight** with Gingerbread Boy. But she doesn't have ② **mittens**. She goes to the shop and finds ② **mittens**. They're ③ **\$10**. She buys a ④ **blue** cap, too. Ashley wears her ② **mittens** and ④ **blue** cap and goes to ① **have a snowball fight (with Gingerbread Boy)**.

Idea Box

have a snowball fight, have a race, build a sandcastle / mittens, sneakers, sandals / blue, yellow, black



B Present your story to the class. 😊🗣️



After the presentation, listeners can ask the speaker questions about the story.

Getting Ready

A Guess and say the pig's answer.



Look & Answer

- What is the wolf holding in his hand?
- He's holding a key.
- What's the matter with the pig in the back?
- He lost his key.

B Listen and say. Then practice with your partner.

- | | | | | |
|------------------|--------------------|----------------|---------------|------------------|
| 1. key | 2. coin | 3. wallet | 4. lunch box | 5. water bottle |
| 6. game console | 7. digital camera | 8. cell phone | 9. earphones | 10. sunglasses |

A: Whose **game console** is this? B: It's **mine**★.
A: Whose **earphones** are these? B: They're **Tom's**★.

★ his/hers
★ Amy's

Speaking Practice

A Look and practice with your partner.



a b c d e f

- Whose earphones are these? - They're mine.
- Whose game console is this? - It's mine.
- Whose key is this? - It's Tom's.
- Whose cell phone is this? - It's Tom's.
- Whose digital camera is this? - It's Amy's.
- Whose water bottle is this? - It's Amy's.

Whose _____ is this [are these]?

It's [They're] _____.

1 2 3 4

- Is it your wallet? - Yes, it is.
- Are they your coins? - Yes, they are.
- Is it your lunch box? - No, it's Tom's.
- Are they your sunglasses? - No, they're Amy's.

Is it [Are they] your _____?

Yes, it is [they are]. /
No, it's [they're] Tom's.

Talk it over

- What do you have in your bag?
- What does your partner have in his/her bag?

[Sample Answers]

- I have two books and a wallet.
- He [She] has three books and a water bottle.



Role-play Presentation



Step 1 Listen to the conversation. 27-28

1. Listen and number.



2. Listen again and answer.

1) What does Mother Pig find? She finds a **wallet**.

2) Is it Peter's? **No**, it **isn't** [is Paula's].

Step 2 Plan your role-play with your partner. 🤗🤗

1. Match the roles to your favorite characters.

Good Character

Bad Character



2. Choose an item.



3. Choose another item.



Step 3

Look and listen to the sample role-play. 29

Characters in the sample

Good Character



Bad Character



Step 4

Change the words in red and do your role-play with your partner.

Use the finger puppets. 🤗🤗

Complete your role-play script on page 71.



Think

Try to change the end of the role-play.

Where was your poster?

Role-play : Asking about locations

Getting Ready

A Guess and say the girl's answer.



Look & Answer

- What did the girl lose?
- What is special about the girl?
- She lost her poster.
- She has a very long hair.

B Listen and say. Then practice with your partner. 30

- | | | | |
|-----------------|------------------------|--------------------|-------------------|
| 1. poster | 2. candle | 3. piggy bank | 4. marbles |
| 5. on the wall | 6. next to the window | 7. under the desk | 8. in the drawer |

A: Where was your piggy bank? B: It was under the desk.
A: Where were your marbles? B: They were in the drawer.

Speaking Practice

A Look and practice with your partner.



- a b c d

- a. My poster is missing.
- b. My candle is missing.
- c. My piggy bank is missing.
- d. My marbles are missing.

What's the matter?

My _____ is/are missing.

- 1 2 3 4

- 1. Where was it?
- It was on the wall.
- 2. Where was it?
- It was next to the window.
- 3. Where was it?
- It was under the desk.
- 4. Where were they?
- They were in the drawer.

Where was it? / Where were they?

It was _____. /
They were _____.

Talk it over

- Have you ever lost something?
- Did you find it? If so, where was it?

[Sample Answers]

- Yes, I have (lost my pencil case).
- Yes, I found it under my desk.

Role-play Presentation

Step 1 Listen to the conversation. 31-32

1. Listen and number.



2. Listen again and answer.

- 1) Where was the yellow marble? It was **in the drawer**.
- 2) Where is it now? It's **under the desk**.

Step 2 Plan your role-play with your partner. 😊🧐

1. Match the roles to your favorite characters.

Person 1

Person 2



2. Choose an item.



3. Choose a location.



Step 3 Look and listen to the sample role-play. 33

Characters in the sample
Person 1 Person 2



Step 4 Change the words in red and do your role-play with your partner. Use the finger puppets. 😊🧐

Complete your role-play script on page 72.


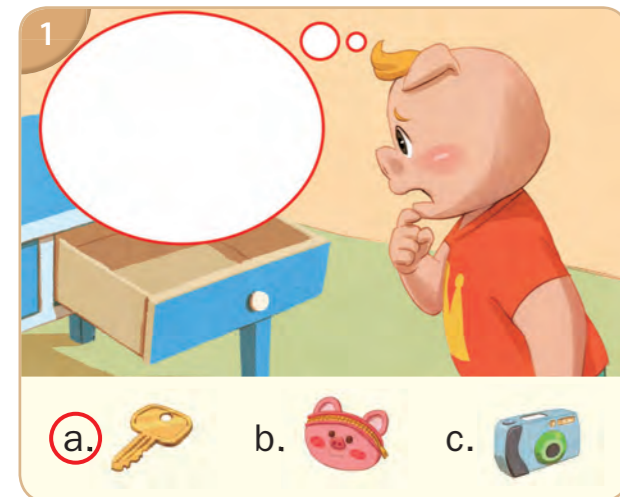
Think
Try to change the end of the role-play.

Storytelling Presentation

Step 1

A Complete the pictures.

[Sample Answers]



B Talk about the pictures with your partner. Use the questions below. 😊👂

- Picture 1 What's the matter with Peter? His **key** is missing.
- Picture 2 Whose lunch box is it? It's **Paula**'s.
- Picture 3 What is next to the door? Sam's **sunglasses** are next to the door.
- Picture 4 Where is his missing item? It's **under the desk**.

Step 2

A Complete your story about the pictures.

[Sample Answers]

Title Peter's **1 key** is missing.

Peter is sad because his **1 key** is missing. It was in the drawer. But now it's gone. Peter looks under the bed. There is a lunch box. It's **2 Paula**'s. He looks next to the door. There are **3 sunglasses**. They're Sam's. He finally looks **4 under the desk**. There it is!

Idea Box

key, wallet, digital camera /
glasses, sunglasses, earphones /
between the books, on the wall, under the desk



B Present your story to the class. 😊👂



After the presentation, listeners can ask the speaker questions about the story.

Supplementary Material



Review Test 1 • Unit 1~ Unit 3

Picture Description

[1-4] Listen and circle the correct answers.  34

1. How does the girl look?



a b

2. What is the man holding in his hand?



a b

3. What time is it now?



a b

4. What is the fairy doing?



a b

Question & Answer

[5-6] Listen to the questions and circle the correct responses.  35

5. a It's Ryan.

b Her name is Ella.

6. a I'm good at math.

b I'm studying English.

[7-8] Listen to the responses and circle the correct questions.  36

7. a What's his home address?

b What's her email address?


8. a Are you good at cooking?

b What are you good at?

Dialogue Comprehension

[9-10] Listen and circle the correct answers.  37

9. What is James asking Ella?



10. What is Amy good at?



Story Making


[11] Change the dialogue into a story.



A. Pinocchio goes over to Crystal's house.

Crystal is dancing.

Pinocchio watches Crystal.



B. Crystal is good at dancing.

Pinocchio claps his hands for her.

Crystal is happy.



C. Crystal asks Pinocchio what he's good at.

Pinocchio says he's good at math.

He looks proud.

Idea Box Crystal / happy / Pinocchio

Review Test 2 • Unit 4~ Unit 6



Picture Description

[1-4] Listen and circle the correct answers.  38

1. What is the customer doing? 2. What color is the lamp?



3. Where are the people? 4. How does the genie look?



Question & Answer

[5-6] Listen to the questions and circle the correct responses.  39

5. a Yes, I'd like steak. 6. a It's mine.
 b How about fried rice? b It's triangular.

[7-8] Listen to the responses and circle the correct questions.  40

7. a Would you like a drink? 8. a Is it square?
 b What would you like to eat? b What does your backpack look like?



Dialogue Comprehension

[9-10] Listen and circle the correct answers.  41

9. What kind of drink does the boy order?



10. What does the girl's button look like?



Story Making

[11] Change the dialogue into a story.



A. Aladdin is in the backyard.

He's crying.

The genie is worried about him.



B. Aladdin says he lost his watch.

The genie says she will help him.

Aladdin stops crying.



C. The genie finds Aladdin's watch.

It is square and white.

Aladdin is happy.

Idea Box worried / finds

Review Test 3 • Unit 7~ Unit 9


Picture Description

[1-4] Listen and circle the correct answers.  42


1. What kinds of shoes do you see? 2. What is the girl holding?



3. What does the wolf do?



4. Where are they?



Question & Answer

[5-6] Listen to the questions and circle the correct responses.  43

5. a It's \$12.

b Thank you very much.

6. a No, I don't.

b Okay!

[7-8] Listen to the responses and circle the correct questions.  44

7. a May I help you?

b How much is it?

8. a What do you want to do?

b Why don't we have a snowball fight?

Dialogue Comprehension

[9-10] Listen and circle the correct answers.  45

9. What will the girl buy?




10. What will they do?



Story Making

[11] Change the dialogue into a story.



A. Ashley goes to an accessory shop.
She wants to buy a hairpin.
The wolf shows her a hairpin.



B. Ashley doesn't like the color.
Then she finds a red cap.
It looks pretty.



C. She asks how much it is.
The wolf says it's \$5.
Ashley likes it a lot, so she buys it.

Idea Box shop / asks

Review Test 4 • Unit 10~ Unit 12


Picture
Description

[1-4] Listen and circle the correct answers.  46


1. What is the pig looking at?



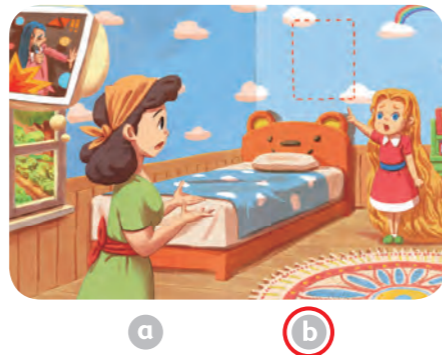
2. What is the man pointing at?



3. Where are they?



4. What does the girl look like?



Question
& Answer

[5-6] Listen to the questions and circle the correct responses.  47

5. a No, they're not.

b They're Tom's.

6. a My poster is missing.

b There is a poster on the wall.

[7-8] Listen to the responses and circle the correct questions.  48

7. a Is this your lunch box?

b Whose lunch box is this?

8. a Where were your marbles?

b Where was your piggy bank?



Dialogue
Comprehension

[9-10] Listen and circle the correct answers.  49

9. Which item is Amy's?




10. What did the boy lose?



Story
Making

[11] Change the dialogue into a story.



A. Eddie comes over to Rapunzel's place.

Rapunzel looks worried.

Her pink candle is missing.

B. It was on the desk.

But now it's gone.

Eddie helps her find it.

C. Finally, Eddie finds Rapunzel's candle.

It's in her long hair.

Rapunzel says thank you.

Idea Box worried / helps / candle